

**Circuit Clerk
County Board Report
February, 2025**

2

	<u>Monthly</u>	<u>Year to Date</u>
Circuit Clerk.....	\$ 11,727.50	\$ 38,992.67
County Fee.....	\$ -	\$ 32.87
State's Attorney.....	\$ 3,549.28	\$ 15,209.28
Sheriff.....	\$ 1,071.15	\$ 3,496.09
Criminal.....	\$ 2,562.72	\$ 11,864.60
Traffic.....	\$ 1,522.48	\$ 4,866.31
Municipalities.....	\$ 9,394.27	\$ 29,998.23
Conservation.....	\$ 230.00	\$ 500.00
Overweight.....	\$ 12,457.64	\$ 64,308.99
Law Library.....	\$ 1,463.00	\$ 3,838.00
Court Fund.....	\$ 8,102.56	\$ 22,876.01
Automation.....	\$ 3,900.19	\$ 11,807.72
Court Security.....	\$ 5,838.37	\$ 17,071.70
Probation.....	\$ 2,455.15	\$ 11,846.47
Marriage.....	\$ 30.00	\$ 90.00
Driver Education.....	\$ 357.78	\$ 1,158.93
Violent Crime.....	\$ 1,694.11	\$ 4,089.45
Trauma.....	\$ 731.88	\$ 1,732.55
Medical Costs.....	\$ 222.00	\$ 578.69
Interest.....	\$ 654.37	\$ 3,605.15
Bonds.....	\$ 34,072.00	\$ 114,553.81
Child Support - Clerk.....	\$ 1,843.79	\$ 5,146.79
Child Support - SDU.....	\$ 145,822.21	\$ 488,917.65
Document Storage.....	\$ 3,921.69	\$ 11,785.36
Administrative Fee-Child Support.....	\$ 1,843.79	\$ 5,146.79

	Natural	Suicide	Homicide	Accidental	accidental death due to overdose
2025					
January	28	0	0	0	0
February	40	0	0	0	0
March					
April					
May					
June					
July					
August					
September					
October					
November					
December					
Totals	68	0	0	0	0
2024					
January	17	0	0	0	0
February	30	0	0	0	0
March	19	0	1	2	1
April	16	0	0	0	0
May	22	0	0	1	0
June	16	0	0	0	0
July	19	1	0	1	
August	15	0	0	1	0
September	22	0	0	0	0
October	21	0	0	0	0
November	22	0	0	0	0
December	30	0	0	1	
Total	249	1	1	6	1

MONTHLY FINANCIAL REPORT OF COUNTY CLERK & RECORDER

I, Sandy Leitheiser, County Clerk and Recorder in and for the County of Montgomery and State of Illinois respectfully present the following report of all fees of my office and expenditures for tax redemption, earnings and fees collected and forwarded to the Treasurer of Montgomery County, for and during the month of February 2025, wherein I state the gross amount of all fees by me earned or received for official service during the month.

NATURE OF SERVICE

Tax Redemptions	67,604.59
County Clerk Services	17,517.65
Clerk's Vital Record Automation Fees	1,143.23
State Marriage License Domestic Violence Prevention Surcharge Fund	25.00
G.I.S. Fees (Cost Study Monthly Ave. \$5,400.00)	4,783.00
State Real Estate Transfer Tax	8,501.50
State Death Certificate Fund	988.00
Record Keeping Improvement Fees	15,014.86
Rental Housing Surcharge Program Fees sent to IDOR	4,014.00
Polling Place Accessibility Grant	2,697.96

GRAND TOTAL RECEIPTS	122,289.79
-----------------------------	-------------------

MINUS EXPENDITURES

State Real Estate Transfer Tax sent to IDOR	8,501.50
Tax Redemptions paid out	67,604.59
Clerk's Vital Record Automation Fees to Treasurer	1,143.23
Rental Housing Surcharge Program Fees sent to IDOR	4,014.00
Recordkeeping Improvement fees to Treasurer	15,014.86
G.I.S. Fees paid to Treasurer	4,783.00
State Death Certificate Fund	988.00
State Marriage License Domestic Violence Prevention Surcharge Fund	25.00
Polling Place Accessibility Grant	2,697.96

CLERK/REC EARNINGS DUE TO TREASURER	17,517.65
--	------------------

(State of Illinois)
(Montgomery County) SS

I, Sandy Leitheiser, County Clerk and Recorder, do solemnly swear that the foregoing is to the best of my knowledge, true and correct.
Sandy Leitheiser, County Clerk and Recorder

Enterprise Zone Activity February 2025

5

	Number of Businesses	Total Project Cost		
Pending	9	\$7,424,597		
Abated in 2023	2	\$1,880,188		
Abated in 2022	3	\$10,362,835		
Abated in 2024	6	\$4,151,845		
New EZ Business Applications 2025		General Abatement application	REQUEST FOR ADD'L EZ Territory	
January	0	0		
February	1	0		
March	0	0		
April	0	0		
May	0	0		
June	0	0		
July	0	0		
August	0	0		
September	0	0		
October	0	0		
November	0	0		
December	0	0		
Total for 2024	1	0		
New EZ Business Applications 2024		General Abatement application	REQUEST FOR ADD'L EZ Territory	
January	1	0		
February	2	0		
March	1	0		
April	1	0		
May	1	0		
June	0	0		
July	1	0		
August	1	0		
September	1	0		
October	0	0		
November	1	0		
December	0	0		
TOTAL Applications	10	0		



MONTGOMERY COUNTY HIGHWAY DEPARTMENT

CODY A. GREENWOOD, COUNTY ENGINEER
11159 IL Route 185, Hillsboro, Illinois 62049
Phone 217-532-6109, Fax 217-532-6642

9

March 2025 Maintenance Report

The following maintenance items were performed in the month of February 2025:

Signage

Repair various signs

Miscellaneous

Picked up trash and dead deer
Patch potholes and edges
Plowed Snow
Cut brush on Chapman T
Cleaned/repared equipment after snow event
Mixed salt
Hauled sand
Burn brush piles
Repair culverts

Cody A. Greenwood, P.E.
County Engineer

3-4-25

10

- (1) Do Weekly ck. list's, Run Generator's, etc.
- (2) Finished Feb. Monthly ck. list's at (6) Facilities.
- (3) Installation of Treasurer's Office's of Carpeting finished + New Flooring in Breakroom, put all office Equip. & Breakroom Item's Back.
- (4) Move out Fridge, Freezer, Cabinet, + Gazette out of Coordinator's Breakroom, Old Court-House Plus Sound Equipment, desks, etc, Filing-Cabinets.
- (5) New Flooring was installed at EMA/Probation Break Room, + Fridge Plus Item's moved back in.
- (6) Jail-House Booking Rm. A/C Unit went down, got it going.
- (7) Put together (3) New Cabinets, (4) new chairs, Mount Drapes + Mounting Brackets, Bulletin board for Probation Dept., Basement of New Court-House.
- (8) Took 25-30 Red-Bag's of Voting Booth's to old Highway Dept., for County-Clerk, Sandy L.
- (9) Replaced Spud Gasket to Toilet at Sheriff's Office.
- (10) Bearing's noisy to B+G Circulating Pump for New-Court-House, was installed upside down, installed it properly + oiled Motor Bearing's + Pump Housing, Braed ed up Unit, Quite for now, but will take it down during Summer Month's + have Vandana Electric install New Bearing's in Motor.
- (11) Did Snow Removal + Salting.
- (12) Bondurant Plumbing Cut out Bad section of Cast-Iron Piping, 2nd Floor Bathroom, Old Court-House, Fixed Leak From GIS Dept.
- (13) Called out Thr. 2-23-25, Dan Hough heard water going down the Drain-Pipe's, New-Court-House.
- (14) Do March Monthly ck. list's at all (6) Facilities + also do Quarterly ck. list's as well.
- (15) Chiller Down 2-25-25, Henson/Robinson be on-site 2-28-25.
- (16) Replaced (3) light switches with Light-sensors for Gayle-Wood's in office's + Lobby of state's Attorneys.

- (17) Grant was approved for F.O. / state Rm. 2nd Floor, New Court-House, called C+C Cooling & Hillsboro Electric to Proceed.
- (18) Henson/Robinson Found Receiver Valve leaked out 52lb. of R410A Refrigerant, sealed cap best he could, Also has Faulty Water-Flow Switch, to send me one, Roger & myself can install it, Doesn't recommend running Chiller without New Flow Switch installed, New one was installed 5-1-24.
- (19) Called out March 1st by Dave Fleming, he knocked breaker out to F.O. Backup Battery system, making noise, Reset Unit.
- (20) Fire Dept, called out Feb. 23rd, Receiving call of Smoke coming out of Old Court-House, just smoke coming out of Boiler Chimney.
- (21) Called out March 3rd, 3:50 P.M., Entrapment in Old Court-House Elevator, Kevin Brink from GIS Dept, stuck between 1st & 2nd Floors, Hillsboro Fire Dept, called out, Got him out in about 30-40 min.
- (22) Roger & myself did (71) work-orders.

Probation and Court Services Department

11

Fourth Judicial Circuit of Illinois

Montgomery County

Montgomery County Courthouse
120 N. Main
Hillsboro, Illinois 62049

Phone: 217-532-9506
FAX: 217-532-5792

Chief Managing Officer
BANE' A. ULRICI
baneau@montgomerycountyil.gov

March 3, 2025

Probation Officers
KENT R. LOVELACE
kentl@montgomerycountyil.gov

Senior Probation Officer
BRIAN T. HAMPTON
brianh@montgomerycountyil.gov

CHERYL R. MERANO
cherylm@montgomerycountyil.gov

Secretary
MELISSA LOAFMAN
melissal@montgomerycountyil.gov

JODI SPEISER
jodis@montgomerycountyil.gov

TO: HONORABLE
BOARD CHAIRMAN

FROM: BANE' ULRICI
CHIEF MANAGING OFFICER

FEBRUARY 2025 STATISTICS

RESTITUTION PAID BY ADULTS	\$ 2,052.88
PROBATION FEES PAID BY ADULTS	\$ 2,455.15
DRUG TEST FEES PAID BY ADULTS	\$ 1,623.75
VICTIM IMPACT PANEL FEES PAID BY ADULTS	\$ 347.00
ELEC. MONITORING FEES PAID BY ADULTS	\$ 19.23
DRUG COURT FEES	\$ 324.50
COURT SERVICES	\$ 258.50
DRUG COURT/MENTAL HEALTH	\$ 615.50
PROBATION OPS FEES	\$ 20.00
	<u>\$ 7,716.51</u>

RESTITUTION PAID BY JUVENILES	\$ 60.00
PROBATION FEES PAID BY JUVENILES	\$ 0
DRUG TEST FEES PAID BY JUVENILES	\$ 0
ELEC. MONITORING FEES PAID BY JUVENILES	\$ 0
	<u>\$ 60.00</u>

Total Adult & Juvenile: \$ 7,776.51

TOTAL CASELOAD AS OF FEBRUARY 28, 2024

CRIMINAL:	
Felony:	72
Misdemeanor:	6
DUI:	2
JUVENILE:	1
RECOVERY COURT:	17
ADMINISTRATIVE:	602
(Adult & Juvenile)	

FEBRUARY 2025 STATISTICS

NEW CASES

Felony	1
Misdemeanor	0
DUI	0
Juvenile	5 (Pretrial)

DISCHARGES

Felony	2
Misdemeanor	0
DUI	0
Juvenile	0

PRESENTENCE (Adults)

Assigned	3
Disposed	5
Supplement Reports	0
Pending	0

DISPOSITIONAL REPORTS

Assigned	0
Disposed	0
Supplement Reports	0
Pending	0

HOME STUDY

Assigned	0
Disposed	0
Supplement Reports	0
Pending	0

FEBRUARY 2025 STATISTICS

REVOCATIONS (Adults): 1


REVOCATIONS (Juveniles): 0

PUBLIC SERVICE EMPLOYMENT

Note: Public Service Stats are now reflective of active cases only. The total hours to be completed are reflective of those cases that have hours ordered and no longer reflect the hours pending court, hours with outstanding warrants, or hours transferred out of state.

Public Service Employment-Balance-Adults: FEBRUARY 2025	8881
Public Service Employment Added for Adult FEBRUARY 2025	290
Public Service Employment Completed for Adult FEBRUARY 2025	<u>250</u>
Remaining PSE hours to be completed-Adult: FEBRUARY 2025	8921
Public Service Employment-Balance-Juvenile: FEBRUARY 2025	220
Public Service Employment Added for Juvenile: FEBRUARY 2025	0
Public Service Employment Completed for Juvenile: FEBRUARY 2025	<u>30</u>
Remaining PSE hours to be completed: FEBRUARY 2025	190

RESPECTFULLY SUBMITTED BY:



Danae Ulrici

Date

3/4/25

CIRCUIT: 04

DEPARTMENT: Montgomery

MONTH/YEAR: 2/2025 PREPARER: Bane Ulrlei PRB

I. Intakes Completed During Month

A. Full 7 B. Partial 0

II. Demographics of of Intakes

A. Sex

	a.Felony	b.Other
1. Male	2	3
2. Female	1	1
3. Total	3	4

B. Age

	a.Felony	b.Other
1. 17 - Under	0	0
2. 18 - 20	1	0
3. 21 - 30	0	1
4. 31 - 40	1	0
5. 41 - 49	1	1
6. 50 - Over	0	2
7. Total	3	4

C. Race and Ethnicity

	a.Felony	b.Other
1. American Indian	0	0
2. Asian	0	0
3. Black	0	0
4. Hispanic	0	0
5. White	2	4
6. Other	1	0
7. Total	3	4

D. Background at Offense

	a.Felony	b.Other
1. Employed	0	1
2. High School Graduate	1	1

E. Felony Offense Classification

1. Class 1	0	4. Class 4	0
2. Class 2	0	5. Other	0
3. Class 3	3	6. Total	3

III. Restitution and Fees Ordered (Active and Administrative)

A. New Cases Ordered to Pay Restitution	0
B. Total Amount of Restitution Ordered	.00
C. Number of New Cases Ordered to Pay Fees	7

IV. Programs Ordered for New Cases (Active and Administrative)

A. Alcohol Treatment	0
B. Drug Treatment	0
C. Alcohol and Drug Treatment	0
D. Mental Health	4
E. Sex Offender Treatment	0
F. TASC	0

V. Programs Ordered for DUI Cases (Active and Administrative)

A. DUI Education	0
B. Treatment	0
C. Education and Treatment	0
D. Other (Explain)	2

VI. DUI Assessment Level (Active and Administrative)

	1.Level 1	2.Level 2	3.Level 3	4.No Assess	5.Total
	a.Sig b.Mod				
A. Probation	0	0	0	0	0
B. Conditional Discharge	0	0	0	0	0
C. Supervision	0	0	0	0	0
D. Total	0	0	0	0	0

VII

	a.Home Confinement		b.Supervised Pretrial Release	
	1. Ordered During Month	2. Total End of Month	1. Ordered During Month	2. Total End of Month
A. Electronically Monitored	0	8	0	0
B. Non-electronically Monitored	0	1	0	4
C. Total	0	9	0	4

VIII. Active Caseload

	a.Felony	b.Misdemeanor	c.DUI	d.Traffic	e.Total
A. Beginning Caseload	61	4	4	0	69

B. Admissions-----					
1. Probation	3	3	0	0	6
2. Conditional Discharge	0	0	0	0	0
3. Supervision	0	0	1	0	1
4. Subtotal (1+2+3)	3	3	1	0	7

C. Readmitted Administrative	1	0	0	0	1

D. Subtotal (A+B.4)+C	65	7	5	0	77

E. Cases Dropped-----					
1. Scheduled Termination	1	0	0	0	1
2. Early Termination	0	0	0	0	0
3. Absconder/Warrant	0	0	0	0	0
4. Revoked-Technical Violation	0	0	0	0	0
5. Revoked-New Violation	1	0	0	0	1
6. Alternate DOC Commitment	0	0	0	0	0
7. Unsatisfactory Termination	0	0	0	0	0
8. Transferred Out	1	0	0	0	1
9. Other (explain)	1	0	0	0	1
10. Deceased	0	0	0	0	0
11.Subtotal (add 1 through 10)	4	0	0	0	4

F. Total (D-E 11)	61	7	5	0	73

IX. Commitments to Department of Corrections

Number 3

X. Interstate Compact Cases

Number 1

f. Employed

1. Scheduled Termination	1	0	0	0	1	0
2. Early Termination	0	0	0	0	0	0
3. Absconder/Warrant	0	0	0	0	0	0
4. Revoked-Technical Violation	0	0	0	0	0	0
5. Revoked-New Violation	1	0	0	0	1	1
6. Alternate DOC Commitment	0	0	0	0	0	0
7. Unsatisfactory Termination	0	0	0	0	0	0
8. Transferred Out	1	0	0	0	1	0
9. Other (explain)	1	0	0	0	1	0
10. Deceased	0	0	0	0	0	0
11.Subtotal (add 1 through 10)	4	0	0	0	4	1

F. Total (D-E 11)	61	7	5	0	73	1

XI. Classification of Active Caseload

	1.Very High	2.High	3.Moderate	4.Low/Mod	5.Low	6.Unclass	7.Total
A. Felony	0	1	29	3	4	24	61
B. Misdemeanor	0	1	3	0	1	2	7
C. DUI	0	0	0	0	3	2	5
D. Traffic	0	0	0	0	0	0	0

E. Total	0	2	32	3	8	28	73

XII. Administrative Caseload

A. Active 430
B. Inactive 116

XIII. Full-Presentence Investigations
Ordered/Pending

A. Number 2 B. Number 7

XIV. Investigations Completed

	1.Felony	2.Misdemeanor	3.DUI	4.Traffic	5.Total
A. Pre-sentence	5	0	0	0	5
B. Abbreviated PSI	0	0	0	0	0
C. Pretrial Bond Reports	0	0	0	0	0
D. Record Check	0	0	0	0	0
E. JDP	0	0	0	0	0
F. Other (Explain)	0	0	0	0	0


XV. Case Violations Reported

	A.Technical	B.New Offense
Violations Reported	4	3

XVI. Court Action on Violations

	1.Technical	2.New Offense
A. No Violation	4	1
B. Violation	1	1
C. Total	5	2

Signature of Approval by Chief Director



CIRCUIT: 04

COUNTY: Montgomery

MONTH/YEAR: 2/2025 PREPARER: Bane Ulrici PRB

I. Juvenile Court Activity

	1.Delinquency	2.Addiction	3.MRAI	4.Truancy	5.Neglect /Abuse	6.Dependant	7.Total
A. Petitions Filed	0	0	0	0	0	0	0
B. Court Action During Month							
1. Petitions Dismissed	0	0	0	0			0
2. Continued Under Supervision	0	0	0	0			0
3. Adjudication	0	0	0	0			0

II. Criminal Prosecutions

A. Automatic	
B. Discretionary	
C. Total	

III. Admissions During Month to Active Caseload

IV. Demographics for Admissions

A. Sex	Formal	Informal	C. Race/Ethnicity	Formal	Informal
Male	0	0	American Indian/Eskimo	0	0
Female	0	0	Asian/Pacific Islander	0	0
Total	0	0	Black	0	0
			Hispanic Origin	0	0
			White	0	0
			Other	0	0
			Total	0	0

V. Intakes Completed

A. Full	0
B. Partial	0
C. Total	0

	Formal	Informal
A. Delinquency	0	0
B. Addiction	0	0
C. MRAI	0	0
D. Truancy	0	0
E. Neglect /Abuse	0	0
F. Dependant	0	0
G. Total	0	0

B. Age

	Formal	Informal
12-Under	0	0
13	0	0
14	0	0
15	0	0
16	0	0
17-over	0	0
Total	0	0

VIII. Placements

	1.In State	2.Out of State	3.Total
A. Number Beginning of Month	0	0	0
B. Ordered Placed During Month			
1. Foster Home	0	0	0
2. Group Home	0	0	0
3. Resid. Treatment	0	0	0
4. With Relative	0	0	0
5. Subtotal	0	0	0
C. Number Removed During Month	0	0	0
D. Total End of Month	0	0	0

D. Education (Delinquency Only)

Enrolled in School at Offense	Formal	Informal
	0	0

VII. Court Ordered Programs

A. Alcohol	0
B. Drug Treatment	0
C. Alcohol & Drug Treatment	0
D. Youth Services Agency	0
E. Mental Health	0
F. Alternative Education	0
G. TASC	0
H. UDIS	0
I. JTPA	0
J. Other (explain)	0

VI. Restitution and Fees Ordered (Active and Administrative)

A. New Cases Ordered To Pay Restitution	0
B. Total Amount of Restitution Ordered	.00
C. Number of New Cases Ordered to Pay Fees	0

IX. Active Caseload

X. Commitments to DOC

	a. Probation	b. Supervision	c. Cont. Under Supervision	d. Informal	e. Other	f. Total			
A. Caseload Beg. of Month	0	0	0	0	0	0	A. Full	0	
B. New Admissions	0	0	0	0	0	0	B. Evaluation	0	
C. Re-admitted from Admin.	0	0	0	0	0	0	C. Habitual Juv. Off.	0	
D. Transferred In	0	0	0	0	0	0	D. Violent Juv. Off.	0	
E. Subtotal (A+B+C+D)	0	0	0	0	0	0	E. Total	0	
F. Cases Dropped							g. Education	XI. Intstate Cases	
1. Scheduled Termination	0	0	0	0	0	0	0	Number	0
2. Early Termination	0	0	0	0	0	0	0		
3. Absconder/Warrent	0	0	0	0	0	0	0		
4. Revoked-Technical	0	0	0	0	0	0	0		
5. Revoked-New Offense	0	0	0	0	0	0	0		
6. Alternate DOC Commit	0	0	0	0	0	0	0		
7. Unsatisfactory Termination	0	0	0	0	0	0	0		
8. Transferred Out	0	0	0	0	0	0	0		
9. Other (explain)	0	0	0	0	0	0	0		
10. Deceased	0	0	0	0	0	0	0		
10. Subtotal (Add 1 - 10)	0	0	0	0	0	0	0		
G. Caseload End of Month (E-F11)	0	0	0	0	0	0	0		
								XII. Admin Caseload	
								A. Active	4
								B. Inactive	6

XIII. Classification of Active Caseload

	a. Very High	b. High	c. Moderate	d. Low/Mod	e. Low	f. Unclass	g. Total
A. Probation	0	0	0	0	0	0	0
B. Supervision	0	0	0	0	0	0	0
C. Cont. Under Sup.	0	0	0	0	0	0	0
D. Informal	0	0	0	0	0	0	0
E. Other	0	0	0	0	0	0	0
F. Total	0	0	0	0	0	0	0

XIV. Investigations

	Completed
A. Social Histories	0
B. Adoption	0
C. Contested Custody	0
D. Suppl. Soc. Hist.	0
E. Intake Screening	0
F. Other (Explain)	0
G. Total	0

XV. Case Violations Reported

	1. Technical	2. New Offense	3. Total
Violations Reported	0	0	0


XVII. Home Detention/Electronic Monitoring

	A. PreAdjud. Home Det.		B. Post Adjud. Home Det.	
	1. Ordered this Month	2. End of Month	1. Ordered this Month	2. End of Month
a. With Elect. Monit.	0	0	0	0
b. Without Elect. Monit.	0	0	0	0
c. Total	0	0	0	0

XVI. Court Action on Violations

	1. Technical	2. New Offense	3. Total
A. No Violation	0	0	0
B. Violation Found	0	0	0
C. Total Court Action	0	0	0

Signature of Approval by Chief/Director



CIRCUIT: 04

DEPARTMENT: Montgomery

MONTH/YEAR: 2/2025 PREPARER: Bane Uirlei PRB

I. New Referrals

A. Adult	Felony		Misdemeanor		DUI		Traffic		Ordinance		Other(explain)		Total	
	Hours	Cases	Hours	Cases	Hours	Cases	Hours	Cases	Hours	Cases	Hours	Cases	Hours	Cases
1. Reporting	0	0	0	0	0	0	0	0	0	0	0	0	0	0
2. Non-reporting	0	0	0	0	0	0	0	0	0	0	230	3	230	3
3. Total	0	0	0	0	0	0	0	0	0	0	230	3	230	3

B. Juvenile	Delinquency		Traffic		Ordinance		Other(explain)		Total	
	Hours	Cases	Hours	Cases	Hours	Cases	Hours	Cases	Hours	Cases
1. Reporting	0	0	0	0	0	0	0	0	0	0
2. Non-reporting	0	0	0	0	0	0	0	0	0	0
3. Total	0	0	0	0	0	0	0	0	0	0

II. Placements

	Adult	Juvenile
A. Number of Initial Placements	1	0
B. Number of Re-Placed	0	0
C. Total Number In Placement	44	2

III. Hours Completed During Month

A. Adult	65.25
B. Juvenile	.00


IV. Worksites

A. Number Beginning of Month	89
B. Number Added During Month	0
C. Number Dropped During Month	0
C. Total Number End of Month	89


V. Caseload Summary

	1. Adult		2. Juvenile	
	Hours	Cases	Hours	Cases
A. Caseload Beginning of Month	6336	76	150	3
B. Cases Added During Month(1.A & B)	230	3	0	0
C. Cases Dropped During Month				
1. Satisfactory Completion	60	1	20	1
2. Transferred Out	0	0	0	0
3. Modifications	0	0	0	0
4. Revocations	30	1	0	0
5. Dropped Administratively	30	1	0	0
6. Other (Specify on Reverse)	0	0	0	0
7. Total Dropped	120	3	20	1
D. Caseload End of Month (A+B-C)	6446	76	130	2

Signature of Approval by Chief/Director



Erin S. Mattson
Montgomery County
Public Defender
ARDC # 6275465



120 N. Main St.
Hillsboro, IL 62049
phone (217) 532-9566
fax (217) 532-9567
erinm@montgomerycountyil.gov
text to (636)442-9366

March 2025

Doug Donaldson, Chairman
Montgomery County Board
Historic Courthouse
Hillsboro, IL 62049

Chairman Donaldson:

Enclosed please find a copy of the monthly report of the Public Defender Services for the month of February 2025.

As required by Statute, a copy has been forwarded to Daniel Robbins, Circuit Clerk.

Sincerely,

Erin S. Mattson
Public Defender

ESM/em
Attch.
Copy to: Circuit Clerk

Cases Pending: February 1, 2025

CF	267
CM	84
DV	12
DT	4
MT	14
TR	124
JD	5
JA	84
CV	0
PTR	144
MR	0
MX	0
Post. Conv.	0
JV	1

Total: 739

February 2025

	<u>Opened</u>	<u>Closed</u>	<u>Pending</u>
CF	16	24	259
CM	1	2	83
DV	0	1	11
DT	0	0	4
MT	1	4	11
TR	0	2	122
JD	0	0	5
JA	1	0	85
CV	0	0	0
PTR	8	2	150
MR	0	0	0
MX	0	0	0
Post. Conv.	0	0	0
JV	0	0	1


Total: 27 35 731

Erin S. Mattson
Public Defender

Total Cases Pending: March 1, 2025

731

Wes Poggenpohl
Montgomery County
Associate Public Defender
ARDC#6316826



120 N. Main Street
Hillsboro, Illinois 62049
Phone (217) 532-9566
Fax (217) 5320-9567
wesp@montgomerycountyil.gov

March 2025

Doug Donaldson, Chairman
Montgomery County Board
Historic Courthouse
Hillsboro, IL 62049

Chairman Donaldson:

Enclosed please find a copy of the monthly report of the Public Defender Services for the month of February 2025.

As required by Statute, a copy has been forwarded to Daniel Robbins, Circuit Clerk.

Sincerely,

A handwritten signature in black ink that reads "Wes Poggenpohl". The signature is written in a cursive style with a large initial "W".

Wes Poggenpohl
Associate Public Defender

WP/em
Attch.
Copy to: Circuit Clerk

Cases Pending: Febraury 1, 2025

CF	62
CM	32
DV	10
DT	13
MT	40
TR	0
JD	0
JA	23
CV	0
PTR	31
MR	0
JV	0
MX	0
Post. Conv.	0

Total: 211

February 2025

	<u>Opened</u>	<u>Closed</u>	<u>Pending</u>
CF	9	7	64
CM	2	9	25
DV	2	0	12
DT	1	1	13
MT	3	5	38
TR	0	0	0
JD	0	0	0
JA	1	1	23
CV	0	0	0
PTR	3	1	33
MR	0	0	0
JV	0	0	0
MX	0	0	0
Post. Conv.	0	0	0

Total: 21 24

208

Wes Poggenpohl
Associate Public Defender

Total Cases Pending: March 1, 2025

208

Regional Office of Education

Budget Report December 1, 2024 - November 30, 2025

FY25

Expenses	Budget	December	January	February	March	April	May	June	July	August	September	October	November
Clerical Salaries	\$167,234.00	\$13,776.71	\$13,776.69										
Truant Officer Sal	\$15,572.00	\$1,297.66	\$1,297.66										
Life Safety Salary	\$10,865.00	\$905.42	\$905.42										
IMRF	\$13,680.00	\$782.35	\$1,172.79										
Social Security	\$14,663.00	\$1,222.42	\$1,222.46										
Unemployment	\$690.00												
Maintenance Equip.	\$1,000.00	\$77.16	\$78.16										
Worker's Comp. Ins.	\$1,150.00												
Bond	\$200.00												
Telephone	\$3,500.00	\$228.21	\$222.56										
Travel/Seminars	\$7,000.00	\$747.05	\$594.32										
Postage	\$900.00		\$12.75										
Printing/Publishing	\$0.00												
Computer Services	\$0.00												
Dues/Fees	\$1,000.00												
Office Supplies	\$1,500.00		\$129.46										
Equip.Purchases	\$0.00												
Total	\$238,954.00	\$19,036.98	\$19,412.27	\$0.00	\$0.00	\$0.00	\$0.00	\$0.00	\$0.00	\$0.00	\$0.00	\$0.00	\$0.00

Total Exp to Date **\$38,449.25**

Total Budget Minus Expenses to Date	\$200,504.75
FY20 Overspent by -540.91	-\$540.91
FY21 Overspent by -807.12	-\$807.12
FY22 Underspent by 180.80	\$180.80
FY22 Under paid by Montgomery County	-\$0.08
FY23 Overpayment by Montgomery County	\$1.00
FY23 Underspent to bring to Zero From Previous Balances	\$1,166.31
FY24 Spent only the budgeted total amount	\$0.00

Total FY25 Budget Remaining **\$200,504.75**

Expenditure Report

Printed: 02/12/2025 1:29:11PM

Regional Office of Education #3

Date Range: 1/1/2025 to 1/31/2025

County Fund 19									
Function		2110	Attendance & Social Serv						
Object		100	Salaries						
Description	M.T.D. Activity		State Account Number						
Attendance & Social Serv									
Salaries									
Julie Morell		412.08		18-2110-110-03					
Description	Expensed/Received/Posted	Amount	Chk, Rec, Tran	Chk / PO	Vendor Name	Batch#/Po\$	PO# / Misc Ref.	Invoice#	Invoice
Gross Pay Expense	1/31/25	412.08	8436			27	G1		
	JS Total	\$412.08							
Cathy Jones		885.58		18-2110-110-15					
Description	Expensed/Received/Posted	Amount	Chk, Rec, Tran	Chk / PO	Vendor Name	Batch#/Po\$	PO# / Misc Ref.	Invoice#	Invoice
Gross Pay Expense	1/31/25	885.58	8436			27	G1		
	JS Total	\$885.58							
100 Salaries		1,297.66		-- Object					
Employee Benefits									
IMRF - Julie Morell		32.07		18-2110-212-03					
Description	Expensed/Received/Posted	Amount	Chk, Rec, Tran	Chk / PO	Vendor Name	Batch#/Po\$	PO# / Misc Ref.	Invoice#	Invoice
Imrf Match	1/31/25	32.07	8436			27	RM		
	JS Total	\$32.07							
IMRF - Cathy Jones		68.89		18-2110-212-15					
Description	Expensed/Received/Posted	Amount	Chk, Rec, Tran	Chk / PO	Vendor Name	Batch#/Po\$	PO# / Misc Ref.	Invoice#	Invoice
Imrf Match	1/31/25	68.89	8436			27	RM		
	JS Total	\$68.89							
SS/Med - Julie Morell		31.53		18-2110-213-03					
Description	Expensed/Received/Posted	Amount	Chk, Rec, Tran	Chk / PO	Vendor Name	Batch#/Po\$	PO# / Misc Ref.	Invoice#	Invoice
Fica Match	1/31/25	31.53	8436			27	FR		
	JS Total	\$31.53							
SS/Med - Cathy Jones		67.74		18-2110-213-15					
Description	Expensed/Received/Posted	Amount	Chk, Rec, Tran	Chk / PO	Vendor Name	Batch#/Po\$	PO# / Misc Ref.	Invoice#	Invoice
Fica Match	1/31/25	67.74	8436			27	FR		
	JS Total	\$67.74							
200 Employee Benefits		200.23		-- Object					
Purchased Services									
Workers Comp Insurance		0.00		18-2110-380-52					

Expenditure Report

Printed: 02/12/2025 1:29:11PM

Regional Office of Education #3

Date Range: 1/1/2025 to 1/31/2025

County Fund 18	
Function	2110 Attendance & Social Serv
Object	300 Purchased Services

Description	MTD Activity	State Account Number
Unemployment Insurance	0.00	18-2110-380-54
<u>300 Purchased Services</u>	0.00	-- Object
<u>2110 Attendance & Social Serv</u>	\$1,497.89	* Function

Support Serv General Admn

Salaries

Dawn Rosborough		2,715.66			18-2300-110-02
Description	Expensed/Received/Posted	Amount	Chk,Rec,Tran	Chk / PO	Vendor Name
Gross Pay Expense	1/31/25	2,715.66	8436		
	JS Total	\$2,715.66			

Shay Jones		1,840.28			18-2300-110-121
Description	Expensed/Received/Posted	Amount	Chk,Rec,Tran	Chk / PO	Vendor Name
Gross Pay Expense	1/31/25	1,840.28	8436		
	JS Total	\$1,840.28			

Sharon Feldhake		3,025.75			18-2300-110-143
Description	Expensed/Received/Posted	Amount	Chk,Rec,Tran	Chk / PO	Vendor Name
Gross Pay Expense	1/31/25	3,025.75	8436		
	JS Total	\$3,025.75			

Nicole Blodgett		3,328.50			18-2300-110-148
Description	Expensed/Received/Posted	Amount	Chk,Rec,Tran	Chk / PO	Vendor Name
Gross Pay Expense	1/31/25	3,328.50	8436		
	JS Total	\$3,328.50			

Sarah Huckstead		2,866.50			18-2300-110-78
Description	Expensed/Received/Posted	Amount	Chk,Rec,Tran	Chk / PO	Vendor Name
Gross Pay Expense	1/31/25	2,866.50	8436		
	JS Total	\$2,866.50			

100 Salaries

13,776.69

-- Object

Employee Benefits

IMRF - Dawn Rosborough		211.27			18-2300-212-02
Description	Expensed/Received/Posted	Amount	Chk,Rec,Tran	Chk / PO	Vendor Name
Imrf Match	1/31/25	211.27	8436		
	JS Total	\$211.27			

IMRF - Shay Jones

143.18

18-2300-212-121

Expenditure Report

Printed: 02/12/2025 1:29:11PM

Regional Office of Education #3

Date Range: 1/1/2025 to 1/31/2025

County Fund 18									
Function		2300 Support Serv General Admn							
Object		200 Employee Benefits							
Description			MTD Activity			State Account Number			
Description	Expensed/Received/Posted	Amount	Chk,Rec,Tran	Chk / PO	Vendor Name	Batch#/Po\$	PO# /Misc Ref.	Invoice#	Invoice
Imrf Match	1/31/25	143.18	8436			27	RM		
JS Total		\$143.18							
IMRF - Sharon Feldhake			235.40			18-2300-212-143			
Imrf Match	1/31/25	235.40	8436			27	RM		
JS Total		\$235.40							
IMRF - Nicole Blodgett			258.97			18-2300-212-148			
Imrf Match	1/31/25	258.97	8436			27	RM		
JS Total		\$258.97							
IMRF - Sarah Huckstead			223.01			18-2300-212-78			
Imrf Match	1/31/25	223.01	8436			27	RM		
JS Total		\$223.01							
SS/Med - Dawn Rosborough			207.74			18-2300-213-02			
Fica Match	1/31/25	207.74	8436			27	FR		
JS Total		\$207.74							
SS/Med - Shay Jones			140.79			18-2300-213-121			
Fica Match	1/31/25	140.79	8436			27	FR		
JS Total		\$140.79							
SS/Med - Sharon Feldhake			231.47			18-2300-213-143			
Fica Match	1/31/25	231.47	8436			27	FR		
JS Total		\$231.47							
SS/Med - Nicole Blodgett			254.64			18-2300-213-148			
Fica Match	1/31/25	254.64	8436			27	FR		
JS Total		\$254.64							
SS/Med - Sarah Huckstead			219.29			18-2300-213-78			
Description	Expensed/Received/Posted	Amount	Chk,Rec,Tran	Chk / PO	Vendor Name	Batch#/Po\$	PO# /Misc Ref.	Invoice#	Invoice

Expenditure Report

Printed: 02/12/2025 1:29:11PM

Regional Office of Education #3

Date Range: 1/1/2025 to 1/31/2025

County Fund 18									
Function	2300	Support Serv General Admn							
Object	200	Employee Benefits							
Description	Methd: Activity			Sales Account Number					
Fica Match	1/31/25	219.29	8436				27	FR	
200 Employee Benefits	JS Total	\$219.29							
			2,125.76	.. Object					
Purchased Services									
Postage		12.75			18-2300-320				
Description	Expensed/Received/Posted	Amount	Chk,Rec,Tran	Chk / PO	Vendor Name	Batch#/Po\$	PO# /Misc Ref.	Invoice#	Invoice
December Postage	1/15/25	12.75	33422	1/15/25	Fayette County Treasurer	11502			1/15/25
	AP Total	\$12.75	\$12.75						
Bond		0.00			18-2300-326				
Dues & Fees		0.00			18-2300-327				
Maintenance Equipment		30.91			18-2300-328				
Description	Expensed/Received/Posted	Amount	Chk,Rec,Tran	Chk / PO	Vendor Name	Batch#/Po\$	PO# /Misc Ref.	Invoice#	Invoice
Nov/Dec Copies H/T	1/9/25	30.91	33406	1/9/25	GreatAmerica Financial Services	10907		38209372	12/30/24
	AP Total	\$30.91	\$30.91						
Travel		594.32			18-2300-332				
Description	Expensed/Received/Posted	Amount	Chk,Rec,Tran	Chk / PO	Vendor Name	Batch#/Po\$	PO# /Misc Ref.	Invoice#	Invoice
Dec Winnie Travel	1/3/25	116.02	33343	1/8/25	Wex Bank	10302		101680753	12/23/24
White ROE Van Wash Reimb	1/9/25	15.00	33399	1/9/25	Wolleman, Julie	10905			1/9/25
Dec Travel	1/9/25	192.96	33384	1/9/25	Huckstead, Sarah	10903			1/9/25
Dec Travel	1/9/25	35.51	33385	1/9/25	Jones, Shay	10903			1/9/25
Dec Travel	1/9/25	187.60	33382	1/9/25	Feldhake, Sharon	10903			1/9/25
Jan Winnie Fuel	1/29/25	47.23	33443	1/29/25	Wex Bank	12802		102321051	1/23/25
	AP Total	\$594.32	\$594.32						
Telephone		222.56			18-2300-340				
Description	Expensed/Received/Posted	Amount	Chk,Rec,Tran	Chk / PO	Vendor Name	Batch#/Po\$	PO# /Misc Ref.	Invoice#	Invoice
Jan 2025	1/9/25	71.08	33404	1/9/25	CTI	10907		20090179	1/1/25
Dec Cell Phone	1/9/25	20.00	33399	1/9/25	Wolleman, Julie	10905			1/9/25
Dec Cell Phone	1/9/25	20.00	33395	1/9/25	Hartlieb, Annette	10905			1/9/25
ROE 1/6-2/5	1/15/25	111.48	33418	1/15/25	Sparklight	11503		125957308	1/15/25
	AP Total	\$222.56	\$222.56						
Equipment Lease		47.25			18-2300-342				
Description	Expensed/Received/Posted	Amount	Chk,Rec,Tran	Chk / PO	Vendor Name	Batch#/Po\$	PO# /Misc Ref.	Invoice#	Invoice
16th Payment H/T	1/9/25	47.25	33406	1/9/25	GreatAmerica Financial Services	10907		38209372	12/30/24

Expenditure Report

Printed: 02/12/2025 1:29:11PM

Regional Office of Education #3

Date Range: 1/1/2025 to 1/31/2025

County Fund 18									
Function	2300	Support Serv General Admn							
Object	300	Purchased Services							
Description	NETB			State Account Number					
	AP Total	\$47.25	\$47.25						
Workers Comp Insurance			0.00	18-2300-380-52					
Unemployment Insurance			0.00	18-2300-380-54					
300 Purchased Services			907.79	↔ Object					
Supplies And Materials									
Office Supplies			129.46	18-2300-430					
Description	Expensed/Received/Posted	Amount	Chk,Rec,Tran	Chk / PO	Vendor Name	Batch#/Po\$	PO# /Misc Ref.	Invoice#	Invoice
ROE #3 Received Stamp	1/15/25	88.00	33420	1/15/25	Visa	11504		242753950	1/3/25
Eff Co. Office Memory RAM	1/23/25	26.49	33427	1/23/25	AMAZON CAPITAL SERVICES INC	12202		1KVG-4GH	1/21/25
W2 Tax Envelopes	1/23/25	14.97	33427	1/23/25	AMAZON CAPITAL SERVICES INC	12202		1MH9-CFG	1/21/25
	AP Total	\$129.46	\$129.46						
400 Supplies And Materials			129.46	↔ Object					
2300 Support Serv General Admn			\$16,939.70	* Function					
Operation & Maintenance									
Salaries									
Dean Keller			905.42	18-2540-110-97					
Description	Expensed/Received/Posted	Amount	Chk,Rec,Tran	Chk / PO	Vendor Name	Batch#/Po\$	PO# /Misc Ref.	Invoice#	Invoice
Gross Pay Expense	1/31/25	905.42	8436			27	G1		
	JS Total	\$905.42							
100 Salaries			905.42	↔ Object					
Employee Benefits									
SS/Med - Dean Keller			69.26	18-2540-213-97					
Description	Expensed/Received/Posted	Amount	Chk,Rec,Tran	Chk / PO	Vendor Name	Batch#/Po\$	PO# /Misc Ref.	Invoice#	Invoice
Fica Match	1/31/25	69.26	8436			27	FR		
	JS Total	\$69.26							
200 Employee Benefits			69.26	↔ Object					
Purchased Services									
Workers Comp Insurance			0.00	18-2540-380-52					
Unemployment Insurance			0.00	18-2540-380-54					
300 Purchased Services			0.00	↔ Object					
2540 Operation & Maintenance			\$974.66	* Function					
18 County Fund			\$19,412.27	Fund					

Expenditure Report

Printed: 02/12/2025 1:29:11PM

Regional Office of Education #3

Date Range: 1/1/2025 to 1/31/2025

County Fund 18		
Function	2540	Operation & Maintenance
Object	300	Purchased Services
Description	M.T.D. Activity	State Account Number
Report Total: <u>\$19,412.27</u>		

Dispatch: (217) 532-9511
Office Manager: (217) 532-9512

Tyson Holshouser
Montgomery County Sheriff
140 North Main St.
Hillsboro, IL 62069

Fax: (217) 532-6318
Jail: (217) 532-9514

March 4, 2025

The Montgomery County Sheriff's Office respectfully submits the following report to the Montgomery County Board for the month of February, 2025.

-Revenues Generated

Process Service and/or Sales: \$1,402.00
Bond Fees: \$225.79
Total: \$1,627.79

-Patrol/Investigation

Law Enforcement Incidents (dispatched by MCSO):
MCSO: 511
Other LE Agencies: 49

Civil/Criminal Paper Served: 71
Arrest Warrants Served: 16

-Corrections Division

Number of Detainees:
Males: 68
Females: 25
Total: 93

Average of Daily Detainees: 37.36
Average Length of Stay: 22.43

Transports: 12
Transport hrs: 25

Jail Incidents: 8

-Communications Division

Daily Incident Count:

External Communications Division Contacts:

Animal Control	4	Health Dept.	
Air Medical	5	IL Dept. of Conservation	
Coroner	9	IL Dept. of Corrections	
EMA		IL State Police	43
EMS	389	MABAS/Hazmat	
Fire Departments	96	Probation Dept.	
Hillsboro PD:	279	Litchfield PD:	500
Nokomis PD:	198		

-MCSO Incidents within City Jurisdictions:

Butler	20	Nokomis	20
Coalton	1	Ohlman	2
Coffeen	22	Panama	8
Donnellson	21	Raymond	18
Farmersville	26	Schram City	0
Fillmore	6	Taylor Springs	9
Harvel	4	Waggoner	9
Hillsboro	130	Walshville	14
Irving	28	Witt	27
Litchfield	146		

Nature of Incident Total Incidents

911 Hang Up Call	8
Abandoned Vehicle	4
Panic / Burglary Alarm	6
Animal Attack/Problem	5
Assist Other Agency	20
Arson	0
Assault	2
Battery	2
Burglary	4
K9 Assist	5
Citizen Contact	5
Disorderly Conduct	6
Domestic Disturbance	8
Other Medical / EMS	1
Fraud	3
Gunshots	2
Found Property	0
Missing Person	1
Motorist Assist	18
Traffic Accident No Injury	13

Traffic Accident w/Injury/Fatal	4
Open Line/Bad Signal	2
Outside Fire	0
Overdose / Poisoning	1
Police Other	25
Property Damage	3
Psychological / Behavioral	10
Runaway Juvenile	0
Sex Offender Registration	3
Sexual Assault	3
Stolen Vehicle	2
Structure Fire	0
Suspicious Person	27
Theft	4
Harassment/Stalking/Threats	4
Traffic Hazard	10
Traffic Stop	139
Vandalism	1
Violation OP/Stalking No Con	3
Lobby Walk-in	3
Wanted Person	16
Weapon Offense	0
Welfare Check	11
FOIA	10

**Office of The
Supervisor of Assessments
Montgomery County
1 Courthouse Square, Room 201
Hillsboro, IL. 62049**

Kendra Niehaus, CIAO
Phone: 217-532-9595

Chief County Assessment Officer
Email: assessor@montgomerycountyil.gov

March 5, 2025

Board of Review:

The BOR completed complaint fieldwork, I am working on BOR data entry and mailing of tentative notices.

Board of Review decision regarding reassessment of wooded acreage is to go with the County Board recommendation due to 3 new bills: HB 3217, HB 3747, SB 2320.

Senior and Disabled Persons Homestead Renewals:

All 2025 homestead exemption renewals were mailed Monday February 3rd totaling:

- 3,003 Seniors
- 328 Disabled Persons
- 247 Disabled Veterans

Just over a 3rd have been received back from property owners:

- 907 Seniors received and processed so far
- 146 Disabled Persons/Veterans received and processed so far

Tentative Multiplier from IDOR:

Received our Tentative Equalization Factor of 1.0000% from IDOR; fieldwork, reassessments, and township factors brought our assessments up to 33.09% for the county from 30.92%.

Tentative Equalization Factor



Date: 27-Feb-2025

Letter ID: L2073166248

To: Montgomery County Clerk
Montgomery Chief County Assessment Officer
Montgomery County

From: David Harris, Director of Revenue

Subject: 2024 Tentative Equalization Factor

The tentative equalization factor enclosed has been computed in accordance with Section 17-5 of the Property Tax Code (35 ILCS 200/17-5).

The 2024 equalization factor has been computed using assessment ratios calculated from non-farm property sales occurring during the years 2021, 2022, and 2023. Adjustments have been made for any actions taken by local assessing officials which have significantly affected the level of assessments. If you or any other concerned party has pertinent testimony to offer regarding the level of assessments, it should be offered at the scheduled public hearing.

The equalization factor enclosed is tentative and can be changed if the Board of Review takes action which significantly affects the county assessment level or if pertinent data affecting the assessment level is entered into evidence at the tentative equalization factor hearing. The hearing on the tentative factor is a hearing only on the correctness of the Department's estimate of the percent to be added to or deducted from the aggregate assessment.

Should you have any questions, please call the Sales Ratio and Equalization Section at 217 785-6619.

Illinois Department of Revenue
Property Tax Division
101 W. Jefferson St., MC 3-450
PO Box 19033
Springfield, IL 62794-9033

STATE OF ILLINOIS
DEPARTMENT OF REVENUE
PROPERTY TAX DIVISION

THE FOLLOWING IS CERTIFICATION TO THE COUNTY CLERK OF MONTGOMERY COUNTY OF THE TENTATIVE EQUALIZATION FACTOR AND OF THE ESTIMATED PERCENTAGE TO BE APPLIED TO THE AGGREGATE ASSESSMENT AS REQUIRED BY THE PROPERTY TAX CODE:

Section 17-15 of the Property Tax Code (35 ILCS 200/17-15) provides that the Department annually certify to the County Clerk its estimate of the percentage to be applied to the aggregate assessment of locally assessed property in each county, other than property assessed in accordance with Sections 10-110 through 10-140 and 10-170 through 10-200 of the Property Tax Code (35 ILCS 200/10-110 through 10-140 and 10-170 through 10-200). This value is determined in accordance with Section 17-15 of the Property Tax Code (35 ILCS 200/17-15). The percentage to be applied to the aggregate assessment of locally assessed property in the county for the year 2024 is 0.00%.

The estimate is based upon a comparison of the assessed valuation of property for the year 2024 as certified by the Chief County Assessment Officer and an estimated 33 1/3% of the fair cash value established through the analysis of property transfers. The result is a tentative equalization factor of 1.0000. This factor is tentative and subject to review, and therefore cannot be used to extend taxes.

Provisions for review of the Department's estimate are set out in Section 17-20 of the Property Tax Code (35 ILCS 200/17-20).



David Harris
Director of Revenue

DATED: 27-Feb-2025

Tentative PTAX-210

Montgomery County 2024



Date: 27-Feb-2025

Letter ID: L0462553512

1. a. Urban weighted three year average adjusted for assessment changes:		33.09%
b. 2024 S/A Adjustment? Yes <input checked="" type="checkbox"/> No <input type="checkbox"/>		
2. Equalization factor needed to reach 33.33%: 1.0073 1.0000 (within 1%)		
3. 2024 county total assessed value less Farm B and Coal assessments:		\$544,898,736
4. Aggregate assessment for Farm B:		\$174,333,172
5. Aggregate assessment for Coal:		\$5,337,722
6. Aggregate assessment for non-farm (Line 2 x Line 3):		\$544,898,736
7. Total county equalized assessed value (Lines 4 + 5 + 6):		\$724,569,630
8. Percent Change 2023 - 2024 (Line 7 / 2023 Total Equalized Assessed Value):		7.93%
9. Non-Farm less Farm A change: 2023 - 2024:		7.61%

(Use values displayed when applicable.)

Tentative PTAX-215

Montgomery County 2024



Date: 27-Feb-2025

Letter ID: L1804730792

Non-Farm by Township	2021	2022	2023	3-year Average
Hillsboro	34.28%	33.06%	32.15%	33.16%
North Litchfield	36.16%	30.68%	31.14%	32.66%
South Litchfield	33.73%	32.05%	32.93%	32.90%
Audubon MT	36.41%	33.43%	30.77%	33.54%
Bois D Arc MT	35.90%	---	---	---
All Others	33.74%	38.06%	28.99%	---
Non-Farm Weighted	34.91%	33.61%	30.74%	33.09%

Report Group	Included Townships
Audubon MT	Audubon, Nokomis
Bois D Arc MT	Bois D Arc, Harvel, Pitman, Zanesville
Butler Grove MT	Butler Grove, Irving, Rountree
East Fork MT	East Fork, Grisham, Walshville
Fillmore Consolidated MT	Fillmore Consolidated, Witt
All Others 2021	Butler Grove, East Fork, Fillmore Consolidated, Grisham, Irving, Raymond, Rountree, Walshville, Witt
All Others 2022	Bois D Arc, Butler Grove, East Fork, Fillmore Consolidated, Grisham, Harvel, Irving, Pitman, Raymond, Rountree, Walshville, Witt, Zanesville
All Others 2023	Bois D Arc, Butler Grove, East Fork, Fillmore Consolidated, Grisham, Harvel, Irving, Pitman, Raymond, Rountree, Walshville, Witt, Zanesville

Tentative PTAX-236

Montgomery County 2024



Date: 27-Feb-2025

Letter ID: L0730988968

Changes made to 2021

Factors Applied

Township	Assessed Value	% Adjustment	Adjusted AV	Est. Full Value	Adjusted Ratio
Hillsboro	\$74,802,000	8.89%	\$81,451,898	\$237,609,000	34.28%
North Litchfield	\$121,822,000	5.88%	\$128,985,134	\$356,688,000	36.16%
South Litchfield	\$45,268,000	7.28%	\$48,563,510	\$143,980,000	33.73%
Audubon MT	\$34,430,000	6.46%	\$36,654,178	\$100,658,000	36.41%
Bois D Arc MT	\$30,130,000	7.85%	\$32,495,205	\$90,527,000	35.90%
All Others	\$98,343,000	6.75%	\$104,981,153	\$311,140,000	33.74%
Non-Farm Weighted	\$404,795,000	7.00%	\$433,131,078	\$1,240,602,000	34.91%

Report Group	Included Townships
Audubon MT	Audubon, Nokomis
Bois D Arc MT	Bois D Arc, Harvel, Pitman, Zanesville
Butler Grove MT	Butler Grove, Irving, Rountree
East Fork MT	East Fork, Grisham, Walshville
Fillmore Consolidated MT	Fillmore Consolidated, Witt
All Others	Butler Grove, East Fork, Fillmore Consolidated, Grisham, Irving, Raymond, Rountree, Walshville, Witt

Tentative PTAX-236

Montgomery County 2024



Date: 27-Feb-2025

Letter ID: L0730988968

Changes made to 2023

Factors Applied

Township	Assessed Value	% Adjustment	Adjusted AV	Est. Full Value	Adjusted Ratio
Hillsboro	\$74,840,292	8.89%	\$81,493,594	\$253,456,950	32.15%
North Litchfield	\$121,869,696	5.88%	\$129,035,634	\$414,400,991	31.14%
South Litchfield	\$44,750,736	7.28%	\$48,008,590	\$145,785,497	32.93%
Audubon MT	\$34,455,247	6.46%	\$36,681,056	\$119,229,663	30.77%
All Others	\$129,765,542	7.02%	\$138,875,083	\$479,051,304	28.99%
Non-Farm Weighted	\$405,681,513	7.00%	\$434,093,957	\$1,411,924,405	30.74%

Report Group	Included Townships
Audubon MT	Audubon, Nokomis
Bois D Arc MT	Bois D Arc, Harvel, Pitman, Zanesville
Butler Grove MT	Butler Grove, Irving, Rountree
East Fork MT	East Fork, Grisham, Walshville
Fillmore Consolidated MT	Fillmore Consolidated, Witt
All Others	Bois D Arc, Butler Grove, East Fork, Fillmore Consolidated, Grisham, Harvel, Irving, Pitman, Raymond, Rountree, Walshville, Witt, Zanesville

Study PTAX-215

Montgomery County 2023



Date: 26-Jun-2024

Letter ID: L0214574632

Non-Farm by Township	2021	2022	2023	3-year Average
Hillsboro	31.48%	30.37%	29.53%	30.46%
North Litchfield	34.15%	28.97%	29.41%	30.84%
South Litchfield	31.44%	29.87%	30.70%	30.67%
Audubon MT	34.20%	31.40%	28.90%	31.50%
Bois D Arc MT	33.28%	---	---	---
All Others	31.61%	35.57%	27.09%	---
Non-Farm Weighted	32.63%	31.41%	28.73%	30.92%

Report Group	Included Townships
Audubon MT	Audubon, Nokomis
Bois D Arc MT	Bois D Arc, Harvel, Pitman, Zanesville
Butler Grove MT	Butler Grove, Irving, Rountree
East Fork MT	East Fork, Grisham, Walshville
Fillmore Consolidated MT	Fillmore Consolidated, Witt
All Others 2021	Butler Grove, East Fork, Fillmore Consolidated, Grisham, Irving, Raymond, Rountree, Walshville, Witt
All Others 2022	Bois D Arc, Butler Grove, East Fork, Fillmore Consolidated, Grisham, Harvel, Irving, Pitman, Raymond, Rountree, Walshville, Witt, Zanesville
All Others 2023	Bois D Arc, Butler Grove, East Fork, Fillmore Consolidated, Grisham, Harvel, Irving, Pitman, Raymond, Rountree, Walshville, Witt, Zanesville



16

ANDREW AFFRONTI
MONTGOMERY COUNTY
STATE'S ATTORNEY

Brian Bach
Assistant State's Attorney

Montgomery County Courthouse
120 N Main, Room 212
Hillsboro, IL 62049
(217) 532-9551
saoffice@montgomerycountyil.gov

March 05, 2025

Total Opened Cases for the Month of February

26 Felonies
6 Criminal Misdemeanors
1 Domestic Violence
0 Conservation
3 Driving Under the Influence
36 Major Traffic Violations
184 Traffic

Total Cases Closed for the Month of January

30 Criminal Felonies
13 Criminal Misdemeanor
1 Domestic Violence
2 Conservation
6 Driving Under the Influence
30 Major Traffic Violations
158 Traffic

Prepared by:

GAYLE WOODS
OFFICE ADMINISTRATOR

VETERANS ASSISTANCE COMMISSION

Superintendent Cassandra Hampton

Report for February, 2025

1. Monthly activities:

2. Veterans Service / Case Load:

- a. Referrals = 12
- b. Client contacts = 54
- c. Phone contacts = 127
- d. Assistance with Forms/Applications 60
- e. New Clients 7
- f. Cell Phones for Soldiers 0
- g. Number of Veterans Transported 2
- h. Veteran Transport Mileage 274

Financial Assistance

	Category	Month	YTD
1	Transportation	0	0
0	Heating Fuel	0	0
1	Food	0	0
0	Utilities	0	0
0	Shelter	0	\$1200.00
0	Water/Sewer	0	0
Total		0	\$1200.00

Submitted this 3rd day of March, 2025: Cassandra Hampton, Superintendent