

2/5/24, 2:41 PM

Annual Figures (by species)

Puppies (under 6 months)	1	1	0	0	0	0	0	0	0	0	0	0	2
	14	2	0	0	0	0	0	0	0	0	0	0	16

Report: **Annual Figures (by species)**

Generated by Animal Shelter Manager 48u [Mon 05 Feb 2024 11:08:39 AM UTC] at Montgomery County Animal Control on 02/05/2024 by emilyg

**Circuit Clerk
County Board Report
January, 2024**

2

	<u>Monthly</u>	<u>Year to Date</u>
Circuit Clerk.....	\$ 12,774.40	\$ 25,127.54
County Fee.....	\$ 15.47	\$ 77.07
State's Attorney.....	\$ 6,814.51	\$ 13,854.48
Sheriff.....	\$ 2,176.76	\$ 3,613.56
Criminal.....	\$ 8,138.71	\$ 16,783.21
Traffic.....	\$ 3,190.42	\$ 5,922.27
Municipalities.....	\$ 16,158.67	\$ 26,639.55
Conservation.....	\$ 370.00	\$ 801.92
Overweight.....	\$ 22,577.12	\$ 41,933.43
Law Library.....	\$ 1,197.00	\$ 2,451.00
Court Fund.....	\$ 9,680.07	\$ 18,522.67
Automation.....	\$ 5,593.81	\$ 10,877.36
Court Security.....	\$ 7,377.57	\$ 13,885.92
Probation.....	\$ 7,712.17	\$ 12,854.87
Marriage.....	\$ 30.00	\$ 60.00
Driver Education.....	\$ 763.85	\$ 1,364.38
Violent Crime.....	\$ 2,322.47	\$ 4,230.94
Trauma.....	\$ 952.92	\$ 1,800.36
Medical Costs.....	\$ 304.51	\$ 487.51
Interest.....	\$ 2,515.78	\$ 5,047.85
Bonds.....	\$ 49,258.90	\$ 101,394.15
Child Support - Clerk.....	\$ 1,252.00	\$ 5,117.00
Child Support - SDU.....	\$ 181,527.93	\$ 376,774.31
Document Storage.....	\$ 5,622.80	\$ 10,952.55
Administrative Fee-Child Support.....	\$ 1,252.00	\$ 5,117.00

Coroner Monthly Report **Date:** _____

2024	Jan.	Feb.	Mar.	April	May	June	July	Aug.	Sept.	Oct.	Nov.	Dec.	Total
Natural	17												17
Suicide	0												0
Homicide	0												0
Accidental	0												0
Overdoses **	0												0
Total for 2024	17												17
2023	Jan.	Feb.	Mar.	April	May	June	July	Aug.	Sept.	Oct.	Nov.	Dec.	Total
Natural	24	14	29	19	22	16	21	27	21	25	31	20	269
Suicide	1	0	3	0	1	0	1	1	0	1	1	0	9
Homicide	0	0	0	0	0	0	0	0	0	0	0	0	0
Accidental	2	3	1	1	8	2	0	1	1	1	2	0	22
Overdoses **	2	3	0	1	2	2	0	0	0	1	0	0	11
Total for 2023	27	17	33	20	31	18	22	29	22	27	34	20	300
2022	Jan.	Feb.	Mar.	April	May	June	July	Aug.	Sept.	Oct.	Nov.	Dec.	Total
Natural	29	20	34	16	19	20	18	37	17	23	22	28	283
Suicide	0	0	1	0	0	2	2	0	1	0	0	1	7
Homicide	0	0	0	0	0	2	0	0	0	1	1	0	4
Accidental	1	0	1	1	2	1	1	1	2	1	1	2	14
Overdoses **	0	0	1	1	0	0	0	0	0	0	0	2	4
TOTAL 2022	30	20	36	17	21	25	21	38	20	25	24	31	308
2021	Jan.	Feb.	Mar.	April	May	June	July	Aug.	Sept.	Oct.	Nov.	Dec.	Total
Natural	62	22	29	24	19	12	10	35	32	17	22	27	311
Suicide	0	0	0	1	1	0	0	0	0	1	1	0	4
Homicide	0	0	0	0	0	0	0	0	0	0	1	0	1
Accidental	0	0	2	3	1	1	2	4	1	3	0	1	18
Overdoses **	0	0	1	2	1	2	1	1	1	0	2	1	12
Total for 2021	62	22	31	28	21	13	12	39	33	21	24	28	334
2020	Jan.	Feb.	Mar.	April	May	June	July	Aug.	Sept.	Oct.	Nov.	Dec.	Total
Natural	27	12	24	16	29	16	25	31	21	20	26	34	281
Suicide	0	0	0	0	0	0	0	2	1	1	0	1	5
Homicide	0	0	0	0	0	0	0	1	0	0	0	0	1
Accidental	0	4	2	3	0	1	1	1	1	1	3	1	18
Overdoses **	0	3	0	0	1	2	0	0	0	1	1	1	9
Total for 2020	27	16	26	19	29	17	26	35	23	22	29	36	305
2019	Jan.	Feb.	Mar.	April	May	June	July	Aug.	Sept.	Oct.	Nov.	Dec.	Total
Natural	25	28	24	47	31	16	22	14	16	25	32	28	308
Suicide	1	0	0	0	0	1	0	0	0	0	1	1	4
Homicide	0	0	0	0	0	0	0	0	0	0	0	0	0
Accidental	0	0	0	0	2	2	4	2	2	0	4	1	17
Overdoses **	0	0	0	0	0	0	2	2	1	0	1	0	6
Total for 2020	26	28	24	47	33	19	26	16	18	25	37	30	329
TOTALS 2019-2024	Jan.	Feb.	Mar.	April	May	June	July	Aug.	Sept.	Oct.	Nov.	Dec.	Total
Natural	184	96	140	122	120	80	96	144	107	110	133	137	1469
Suicide	2	0	4	1	2	3	3	3	2	3	3	3	29
Homicide	0	0	0	0	0	2	0	1	0	1	2	0	6
Accidental	3	7	6	8	13	7	8	9	7	6	10	5	89
Overdoses **	2	6	2	4	4	6	3	3	2	2	4	4	42
5 Year Totals	191	103	150	131	135	92	107	157	116	120	148	145	1593

**** Overdose totals are included in the Suicide and Accidental Numbers**

MONTHLY FINANCIAL REPORT OF COUNTY CLERK & RECORDER

I, Sandy Leitheiser, County Clerk and Recorder in and for the County of Montgomery and State of Illinois respectfully present the following report of all fees of my office and expenditures for tax redemption, earnings and fees collected and forwarded to the Treasurer of Montgomery County, for and during the month of January 2024, wherein I state the gross amount of all fees by me earned or received for official service during the month.

NATURE OF SERVICE

Tax Redemptions	32,766.66
County Clerk Services	16,987.40
Clerk's Vital Record Automation Fees	1,002.75
State Marriage License Domestic Violence Prevention Surcharge Fund	30.00
G.I.S. Fees (Cost Study Monthly Ave. \$5,400.00)	5,360.00
State Real Estate Transfer Tax	10,358.50
State Death Certificate Fund	692.00
Record Keeping Improvement Fees	15,326.03
Rental Housing Surcharge Program Fees sent to IDOR	4,590.00
	-

GRAND TOTAL RECEIPTS	87,113.34
-----------------------------	------------------

MINUS EXPENDITURES

State Real Estate Transfer Tax sent to IDOR	10,358.50
Tax Redemptions paid out	32,766.66
Clerk's Vital Record Automation Fees to Treasurer	1,002.75
Rental Housing Surcharge Program Fees sent to IDOR	4,590.00
Recordkeeping Improvement fees to Treasurer	15,326.03
G.I.S. Fees paid to Treasurer	5,360.00
State Death Certificate Fund	692.00
State Marriage License Domestic Violence Prevention Surcharge Fund	30.00
	-

CLERK/REC EARNINGS DUE TO TREASURER	16,987.40
--------------------------------------------	------------------

(State of Illinois)
(Montgomery County) SS

I, Sandy Leitheiser, County Clerk and Recorder, do solemnly swear that the foregoing is to the best of my knowledge, true and correct.

Sandy Leitheiser. County Clerk and Recorder

5

Enterprise Zone Activity January 2024				
	Number of Businesses	Total Project Cost		
Pending	13	\$9,207,339		
Abated in 2023	2	\$1,880,188		
Abated in 2022	3	\$10,362,835		
T.I.F 2022 - 2023	4	\$921,000		
New EZ Business Applications 2024		General Abatement application	REQUEST FOR ADD'L EZ Territory	
January	1			
February				
March				
April				
May				
June				
July				
August				
September				
October				
November				
December				
Total for 2024				
New EZ Business Applications 2023		General Abatement application	REQUEST FOR ADD'L EZ Territory	
January	1			
February	0			
March	0			
April	0			
May	2	1		
June	1			
July	1			
August	1		VISTA Solar Project	
September	1		Pioneer	
October	2			
November	1			
December	1			
TOTAL Applications	11	1		



Montgomery County Environmental Protection Agency

#1 Courthouse Square – Room 202, Hillsboro, Illinois 62049 – (217) 532-9577

6

January 2024 Report

Inspections

	<u>January 2024</u>	<u>FY 2023</u>
Open Dump Inspections	1	51
New Open Dump Sites	0	9
Sites brought into compliance	0	8
Landfill Inspections	1	11
Active Open Dump Inspections as of October 31, 2023	0	7

Active Site Inspections by Location

Fillmore: 1
Irving: 1
Nokomis: 2
Taylor Springs: 1
Waggoner: 1
Witt: 1

MONTGOMERY COUNTY HEALTH DEPARTMENT

COUNTY BOARD REPORT

January 2024

NURSING FY24

FY24

COMMUNITY HEALTH NURSING	JUL	AUG	SEP	OCT	NOV	DEC	JAN	FEB	MAR	APR	MAY	JUN	TOTAL	FY23
COMMUNICABLE DISEASE	9	9	5	9	14	4	5						55	120
COVID-19 POSITIVE TEST RESULTS	N/A	N/A	N/A	N/A	N/A	N/A	N/A						-	-
SEXUALLY TRANS. DISEASES	7	6	5	5	10	2	7						42	91
FOREIGN TRAVEL REQUESTS	-	89	-	-	-	-	-						89	-

SCREENING PROGRAM

BLOOD PRESSURES TAKEN	-	-	-	-	-	-	-						-	-
TB TESTS	53	89	58	33	28	34	31						326	584
LIPID / HEM.A1C SCREENINGS	-	-	-	-	-	-	-						-	-
BONE DENSITY SCREENINGS	-	-	-	-	-	-	-						-	-
DRUG TEST	-	-	-	-	-	-	-						-	-
PATERNITY / DNA TESTING	2	10	8	3	4	4	6						37	45
LEAD SCREENINGS	37	66	37	27	18	14	25						224	285

WOMEN'S HEALTH ILLINOIS BREAST & CERVICAL CANCER

ACTIVE CASELOAD (cumulative total)	56	106	148	207	267	310	364							
------------------------------------	----	-----	-----	-----	-----	-----	-----	--	--	--	--	--	--	--

CASE COORDINATION UNIT

REDETERMINATIONS	23	31	37	39	29	10	33						202	656
CURRENT CCP	718	694	696	690	688	683	678							
INITIAL DETERMINATIONS	11	3	4	9	10	4	11						52	151
INITIALS DENIED	-	1	-	4	-	1	5						11	18
6 MONTH FACE TO FACE	19	15	25	12	18	16	15						120	
MEDICAID APPLICATIONS	18	10	13	7	1	17	11						77	
MEDICAID REDETERMINATIONS	2	-	-	1	-	1	1						5	
NURSING HOME PREScreens	45	45	53	36	62	41	55						337	562
ORS	2	1	2	6	2	5	5						23	31
INFORMATION & ASSISTANCE	52	55	55	29	34	51	53						329	1,033
OPTIONS COUNSELING	18	16	6	15	21	39	36						151	289
COMMUNITY PRESENTATIONS	-	-	-	-	-	-	-						-	3
MEDICARE ENROLLMENTS	8	18	9	194	296	61	12						598	572

EMERGENCY PREPAREDNESS & COVID-19 RESPONSE

# - CONTACTS	-	-	-	-	-	-	-						-	-
# - MEETINGS, CONF., TRAININGS	5	6	5	4	3	3	3						29	103
# - PROGRAMS PRESENTED	-	-	-	-	-	-	-						-	-
# - SERVED	-	-	-	-	-	-	-						-	-
# - DISPLAYS	-	-	-	-	-	-	-						-	-
# - SERVED	-	-	-	-	-	-	-						-	-

NURSI NG FY24

FAMILY CASE MANAGEMENT	JUL	AUG	SEP	OCT	NOV	DEC	JAN	FEB	MAR	APR	MAY	JUN	FY24	FY23
													TOTAL	
NURSING VISITS:														
CLIENTS SEEN	107	152	137	122	95	99	135						847	1,472
HOME VISITS	2	4	18	10	7	9	10						60	17
ENROLLED														
PREGNANT WOMEN	41	46	40	43	44	43	49						306	469
INFANTS	142	142	144	146	136	143	139						992	1,663
OLDER CHILD	59	52	49	75	78	78	75						466	762
GENETIC SCREENINGS / FHH	9	10	10	8	9	7	-						53	112
PREGNANCY TESTS	-	-	-	1	1	1	-						3	9

WIC														
CLIENTS SEEN													-	2,667
CASELOAD:	206	162	217	216	192	152	213							
CHILDREN	427	426	446	442	440	450	435						3,066	4,937
INFANTS	153	162	147	148	148	148	152						1,058	1,802
WOMEN POSTPARTUM	35	42	87	86	81	40	85						456	484
WOMEN PREGNANT	44	49	52	47	48	47	52						339	542
WOMEN LACTATING	48	58	52	45	42	47	48						340	555
NUTRITION CLASSES - ATTENDANCE	-	-	-	-	-	-	-						-	-
PROJECTED CASELOAD	841	841	841	841	841	841	841							
CASELOAD - BEG OF MONTH	720	717	720	732	732	717	732							
UNDUPLICATED CLIENTS ADDED	25	28	37	14	9	46	18						177	361
CLIENTS TERMINATED	28	25	25	23	24	31	26						182	303
CASELOAD - END OF MONTH	717	720	732	723	717	732	724							

IMMUNIZATIONS														
TOTAL IMMUNIZATIONS GIVEN	406	510	447	698	282	410	238						2,991	5,858

VISION & HEARING SCREENING PROGRAM														
HEARING - # OF TEST & REFERRALS	-	-	-	-	-	-	-						-	111
VISION - # OF TEST & REFERRALS	-	-	-	-	-	-	-						-	87

SCHOOL PROGRAMS														
# - PROGRAMS	-	-	-	-	-	-	-						-	-
# - STUDENTS	-	-	-	-	-	-	-						-	-

SUBSTANCE ABUSE PREVENTION														
PROGRAMS PRESENTED	2	2	2	2	2	2	2						14	24
# REACHED	52	259	259	256	256	256	256						1,594	2,571
CONTACTS	12	16	16	16	16	16	16						108	180

MENTAL HEALTH FY24

OUTPATIENT MENTAL HEALTH	JUL	AUG	SEP	OCT	NOV	DEC	JAN	FEB	MAR	APR	MAY	JUN	FY24	FY23
													YTD TOTAL	TOTAL
CASELOAD	454	507	489	494	506	562	454							
OPENINGS	44	37	24	30	20	32	24						211	500
CLOSINGS	76	27	107	20	17	24	17						288	557
REFERRALS-INPATIENT TREATMENT	N/A	N/A	0	N/A	N/A	N/A	N/A						0	12

PSYCHO-SOCIAL REHAB

CASELOAD	7	7	7	7	7	7	7							
CLIENTS ADDED	0	0	0	0	0	0	0						0	4
CLIENTS TERMINATED	0	0	0	0	0	0	0						0	4
INCREASE IN SERVICES	0	0	0	0	0	0	0						0	0
CS CONTACTS	0	0	0	0	0	0	0						0	0
REFERRALS	0	0	0	0	0	0	0						0	8

ALCOHOL AND SUBSTANCE ABUSE

CASELOAD	58	45	35	29	29	45	46							
OPENINGS	2	7	4	1	7	14	8						43	35
CLOSINGS	1	4	6	4	2	2	2						21	41
COURT-APPOINTED	6	2	8	1	6	9	4						36	67
NEW SELF-REFERRALS	1	0	0	0	1	4	4						10	28
REFERRALS FOR INPATIENT/ RESIDENTIAL TREATMENT	2	0	3	1	2	1	5						14	49
DUI EVALUATIONS/RE-EVALS	1	1	6	1	3	2	5						19	32
DUI CLASS - ATTENDANCE	0	4	4	0	0	0	0						8	6

HELPLINE

CALLS RECEIVED	2	1	7	4	2	N/A	3						19	70
FACE-TO-FACE	2	1	5	3	2	N/A	2						15	50

N/A: Information was not available at the time of this report.

ENVIRONMENTAL HEALTH FY24

FOOD SANITATION PROGRAM

	JUL	AUG	SEP	OCT	NOV	DEC	JAN	FEB	MAR	APR	MAY	JUN	YTD	FY23
INSPECTIONS:														
PERMANENT FACILITIES	31	30	20	42	30	41	19						213	325
RE-INSPECTIONS	6	3	7	10	9	4	10						49	46
TEMPORARY FOOD FACILITIES	0	16	0	0	0	0	0						16	27
SMOKE FREE COMPLIANCE	31	30	20	0	29	41	19						170	301
FOOD PERMITS ISSUED:														
PERMANENT FACILITIES	3	5	0	1	123	69	21						222	259
TEMPORARY FACILITIES	35	33	20	12	8	6	7						121	276
PLAN REVIEW:														
PLANNING REVIEWS	0	0	0	2	1	0	1						4	7
INSPECTIONS DURING CONSTRUCTION	1	0	0	0	0	0	0						1	7
FINAL APPROVAL/OPENING INSPECTIONS	3	3	0	1	1	1	1						10	19
COMPLAINTS:														
RECEIVED	1	1	2	2	1	0	1						8	14
DOCUMENTED	1	1	2	2	1	0	1						8	14
INVESTIGATED/FOLLOW-UP ACTIVITY	1	1	2	2	1	0	0						7	12
FOODBORNE ILLNESS - ASSOCIATED/INVESTIGATED	0	0	0	0	0	0	0						0	0
FOOD PROGRAM EDUCATIONAL:														
# OF HRS - ADMINISTRATIVE DUTIES & PLANNING	15	23	22	32	52	23	16						183	328
# OF PRESENTATIONS (GROUP EVENTS)	1	1	1	1	1	1	1						7	9
# OF PARTICIPANTS/AUDIENCE (GROUP EVENTS)	11	10	12	7	7	8	9						64	109
# OF CONSULTATIONS/COUNSELING	48	81	56	61	82	121	58						507	920
# OF MEDIA CONTACTS	3	5	0	3	223	0	0						234	27
# OF RELATED MEETINGS, CONFER., TRAININGS	0	4	1	1	0	0	0						6	24
# OF REGULATORY ACTIVITY	2	3	0	2	2	1	0						10	16

TANNING / BODY ART FACILITY INSPECTION PROGRAM

FACILITY INSPECTIONS:														
INITIAL INSPECTIONS	0	0	0	0	0	0	0						0	0
RENEWAL INSPECTIONS	0	0	0	0	0	0	0						0	2
REINSPECTIONS	0	0	0	0	0	0	0						0	1
COMPLAINT INSPECTIONS	0	0	0	0	0	0	0						0	0
CONSULTATION/COUNSELING	0	0	0	0	0	0	0						0	3
LEGAL ACTIONS	0	0	0	0	0	0	0						0	0



MONTGOMERY COUNTY HIGHWAY DEPARTMENT

CODY A. GREENWOOD, COUNTY ENGINEER
11159 IL Route 185, Hillsboro, Illinois 62049
Phone 217-532-6109, Fax 217-532-6642

8

February 2024 Maintenance Report

The following maintenance items were performed in the month of January 2024:

Signage

Repair various signs

Miscellaneous

Picked up trash and dead deer
Cleaned equipment
Installed millings and CA6 on various shoulders
Removed snow/ice
Cut brush along roadside
Mixed salt
Renewed sprayers license

Cody A. Greenwood, P.E.
County Engineer

2-6-24

10

- (1) Do Weekly ck list on All (4) Generator's.
- (2) Do Monthly Fire Extinguishers, Emergency/Exit-lights, ck list at All (6) Buildings. (Jan.)
- (3) Put Away Christmas items from Sheriff's Office Board Rm.
- (4) Do Monthly AHU's + Furnace's ck list at All (6) Buildings.
- (5) Pop-off + Drain Ahot (Monthly) all Hot-water's at all (6) Buildings.
- (6) Do Monthly ck list on all ~~Hot~~ A/C Units, (3) Buildings.
- (7) Replace Bulb in ~~Emergency~~ ^{Emergency} Fixture in County Clerk's office.
- (8) Replace (4) T-8 4ft Bulb's in (4) Different Fixtures, at Animal-Control, + Replace (1) 1/2 watt Bulb in Outside Fixture.
- (9) Replace (1) T-8 4ft. Bulb in Light Fixture at Veterans Building.
- (10) Hang (2) Bulletin Board's on Walls at Veterans Building.
- (11) Got large Filing Cabinet from Circuit Clerk's office, ^{Needed}
- (12) Pop-off Valve to Old Courthouse steam Boiler, Test low-Water shut-off Mechanism, Tighten Nuts to Site-Glass, clean out Bottom of chimney of Soot + Debris.
- (13) Mac's Arc + Safety Back on site to ck + Recharge Couple More Fire Extinguishers.
- (14) Call-out 1hr, (1-424) sewer Smell, Basement, Old Courthouse.
- (15) Adjust Controller's to Radiant Steam Heater's, 1st Floor, old Courthouse.
- (16) Board Rm. Cold, Someone Adjusted Thermostat Down to 64°, Put it Back to 70°.
- (17) Stock up Copy-Paper at New Courthouse + Jail-House.
- (18) Get Filing Cabinet from Basement, Old Courthouse, + Put in Doug Donaldson's office for Chris, D.
- (19) Work on Men's Urinal, 1st Floor Old Courthouse, Over-Flowing, installed new Diaphragm.
- (20) Stayed-over (Roger + myself) 1/2hr, Helping Curtis from Fire Dept. Run Computer Cable inside Attic of Jail-House from Modern in Front of Jail-House to Fire Rm.
- (21) Getting Bid's for New Roof's at New + old Courthouse's, New Generator at New Courthouse, New Boiler's at New Court-House, New VAV Upgrade at New Courthouse for Doug's Donaldson's Wish-list.

- (22) Reset Tripped Breaker for Public Defender's office
- (23) Older Gentleman stuck in Old Courthouse Elevator, operator Error
- (24) Construction set off Fire Alarm System, New Court-House, Reset Fire Panel.
- (25) Adjusted Both Door Closures (Fire-Doors) in Hallway outside of states Attorney Office.
- (26) Ryan Cabling set off Fire Panel Again, SKM. Curtis from Fito still on site, Reset Fire-Panel
- (27) Move Metal-Detector + X-ray Scanner for Court-Security several-times, out of way for construction.
- (28) Put together Shelving (New) Unit for Cassandra Hampton for Veteran's Building.
- (29) Found Window Cracked Open 2nd Floor Break-Rm. Old Court-House.
- (30) Replaced Hot-Water Actuator for Public Defender's Secretary Rm, other (1) Bad.
- (31) Order More Shower Drapes for Jail-House In-mates Shower Rm. for Kevin Knisley. (12)
- (32) Reset Scheduling for AHU's #1 + #2 to Run all the time during cold-spell + close outside Dampers.
- (33) Also switch Fito Rm Split A/C Unit to Back-up Unit, during cold spell.
- (34) Called out 1 hr, Alarm sounding in Hallway outside Public Defender's Office, New Courthouse, 1-13-24, Reset Egress-Door Alarm, Part Library.
- (35) Ram Notifier set off (9) Status Alarms over cold spell, ATAT Network went-down.
- (36) Came in early plowing, shoveling snow, spreading salt on (2) different days, plowing Employee Parking-lot with Kubota behind New Courthouse.
- (37) Trouble-Alarm sounding at ROE Building, Fire-Alarm Heads Froze up.
- (38) Vacuum Cleaner not Working for Amanda Beat

- Jail-House, cleaned it out.
- (39) Chisel-off (9) Hammer-in Anchor's + Take Down
TV. + Mounting Bracket in North-Day Rm. #3 + Mount
a New TV. Bracket + Flat Screen TV. for Kevin K.
- (40) Took Snow-Blower to Roy Wilson, need's Carb. Work
Done to it, Shut-down on us during last snow.
- (41) Move Heavy Potted Plant to (1) wall to opposite
Wall by Probation Dept for Court Security.
- (42) Look at Another old un-used Vacuum cleaner for
Amanda B. at old Court-House, not Worth Fixing, Wiring
Bad.
- (43) M.J. Kellner on-site Again to Fix Dishwasher
for Jail-House Kitchen Dept.
- (44) Sandy L. Middle Basement Rm, old Courthouse,
Hot, 81°, Worked on A/C Unit, got it going Con-
tractor issue.
- (45) Middle HTP Boiler Boiler at Jail-House, went Down,
Reset it.
- (46) Inspector Josh Engel from Traveler's Ins. Arrived +
inspected steam-Boiler at old Courthouse, passed.
- (47) Leak Found at Kitchen of Jail-House, Kellner forgot
to plug up Drain Hose to Dishwasher.
- (48) Took over (2) Wood-Doors + Various 2x4's + Store in
Maint Mower shed from Construction.
- (49) Seal up Window for Kevin Brink in his Office.
- (50) Replace skid shoes on snow blade to Kubota Mower +
Fix Handle to Pull Behind salt spreader.
- (51) Replace Circuit Board to Middle HTP Boiler for
- (52) Shut-down Main Water Valve Again for ^{Jail-House} Herst Plumbing at
New Courthouse, Turn off Hot-Water Heater, Circulating-
Pump, etc. + Turned Back on when Done, Go Around + Bleed
Air out of All Toilets, Urinal's, Sinks, Water Fountains, etc.
- (53) Remount Thermostats in Secure Hallway, IT. New Rm,
+ Juror's Rm. (3) Total, Construction Broke (1) +
M. (2) etc. etc.

- (54) Shim out Electrical outlet on wall + install
Wider Cover Plate to outlet in secure hallway.
- (55) Jail-House Generator Alarming, High Voltage
Readings; Talked to Dustin from Cat Altofor.
- (56) Ordered (2) Thermostats off E-Bay for New ^{Court-}House.
- (57) Kitchen Dept. + Inmates lost Hot-Water, All (3)
HTP Boilers Down; Found Condensate Drain
Clogged up, Blew it out with Air, Ran Hot
Water Down Drain Also.
- (58) Fix Air-sensor to Radiant Heater, Main Hall-
way Old Court-House.
- (59) Correctional Officer's informed us that Dish-
Machine Had Pipe Leaking behind Wall in Plumb-
chase, Replaced 1 1/4" Pipe.
- (60) We Receiving New Grease Box + Another Cooling
Rack for New South Bend Oven at Jail-House,
Gave Invoice to Sheriff to Echehaver Services
for New Oven.
- (61) Old Court House Elevator Inspection Thru Attic
+ Schindler Elevator Co. Got Postponed from 1-24-24
to 2-1-24, Inspected but now Wareham's Has Come.
- (62) Replaced (1) 100watt LED Bulb in fixture, Old Courthouse ^{front} steps.
- (63) Reset Fire Panel Against ROE Building, in Trouble from Cold ^{weather} ^{etc.}
- (64) Replaced Snow Plow skid shoes for Kubota Mower.
- (65) Jail-House Cell Rm. #1 + #2, Plumbing chase door won't open,
Inmate shoved plastic in lock, couldn't get it out with
our picks, called Bridges lock n key, took him 1 hr to
fish out plastic.
- (66) Installed Handles on Roll-Around Bullet-Proof Shield for
Security Officer's, 1st Floor New Courthouse.
- (67) Replace 9 month old New Faucet at Break-Room
at Sheriff's Office with New snorkel faucet which
Jamec Bought, kept other faucet.
- (68) Do Feb. Furnace, + AHU's check list at all (6) Buildings

- ck. Belts, Replace Filters, etc, Pop-off Hot-water Heaters,
+ Drain Abit.
- (69) Do ^{Feb} Monthly ck list's at Veterans / ROE Buildings +
Animal-Control Building, Replaced (3) Total Bulbs.
- (70) Do Monthly (Feb) Fire Extinguishers, Exit lights + Emergency
lights, ck list at All (6) Buildings, Replace (1)
Battery in (1) Emergency Light Fixture, Basement of
old Courthouse.
- (71) Got Snow-Blower Back from Roy Wilson, cleaned
out Carb. Jets.
- (72) Moved sitting Bench Back into Courtroom #3.
- (73) Replaced Cold stem + seat to Cell Rm. #3 in
Plumbing chase at Jail-House, Leaking when being used.
- (74) Doing B+G Inventory-lists
- (75) Fix Keyboard Tray for Judy, under Desk, Circuit-Clerk's
- (76) Ordered (12) More shower Drapes for Cell's in Jail-
House for Kevin Krisley, ^{Area,} on Jan. 10th, shipping out Feb. 16th
- (77) Adjust Actuator to AHU-2, Basement
- (78) Schindler Elevator, ATIS, + Wareham's security ^(New Courthouse)
to Arrive Feb. 14, 2024, 8 AM, to inspect Smoke Alarms
in Old Courthouse Elevator shaft.
- (79) Seward Tuck-Pointed Arrived Feb. 5th, to Tuck Point
Certain Areas on Veteran's Building Wall.
- (80) Auditor Arrived Feb. 5th to look over Buildings.

Probation and Court Services Department

Fourth Judicial Circuit of Illinois

Montgomery County

Montgomery County Courthouse
120 N. Main St.
Hillsboro, Illinois 62049

Chief Managing Officer
BANEÉ A. ULRICI
baneeu@montgomerycountyil.gov

Senior Probation Officer
BRIAN T. HAMPTON
briansh@montgomerycountyil.gov

Secretary

Phone: 217-532-9506

Fax: 217-532-5792

Probation Officers
KENT R. LOVELACE
kentl@montgomerycountyil.gov

CHERYL R. ADAMS
cheryla@montgomerycountyil.gov

JODI SPEISER
jodis@montgomerycountyil.gov

February 8, 2024

TO: HONORABLE
BOARD CHAIRMAN

FROM: BANEE ULRICI
CHIEF MANAGING OFFICER

JANUARY 2024 STATISTICS

RESTITUTION PAID BY ADULTS	\$ 9,492.22
PROBATION FEES PAID BY ADULTS	\$ 7,712.17
DRUG TEST FEES PAID BY ADULTS	\$ 1,658.00
VICTIM IMPACT PANEL FEES PAID BY ADULTS	\$ 749.00
ELEC. MONITORING FEES PAID BY ADULTS	\$ 1,705.00
DRUG COURT FEES	\$ 33.25
COURT SERVICES	\$ 160.00
DRUG COURT/MENTAL HEALTH	\$ 954.50
PROBATION OPS FEES	\$ 66.00
	<u>\$ 22,530.14</u>
RESTITUTION PAID BY JUVENILES	\$ 60.00
PROBATION FEES PAID BY JUVENILES	\$ 0
DRUG TEST FEES PAID BY JUVENILES	\$ 0
ELEC. MONITORING FEES PAID BY JUVENILES	\$ 0
	<u>\$ 60.00</u>
Total Adult & Juvenile:	\$22,590.14

TOTAL CASELOAD AS OF JANUARY 31, 2023

CRIMINAL:	
Felony: 84	
Misdemeanor: 15	99
DUI:	6
JUVENILE:	1
ADMINISTRATIVE: (Adult & Juvenile)	561
PRE-TRIAL	0

JANUARY 2024 STATISTICS

NEW CASES

Felony	5
Misdemeanor	3
DUI	2
Juvenile	0

DISCHARGES

Felony	4
Misdemeanor	1
DUI	0
Juvenile	0

PRESENTENCE (Adults)

Assigned	10
Disposed	3
Supplement Reports	0
Pending	12

DISPOSITIONAL REPORTS

Assigned	0
Disposed	0
Supplement Reports	0
Pending	0

HOME STUDY

Assigned	0
Disposed	0
Supplement Reports	0
Pending	0

JANUARY 2024 STATISTICS

REVOCATIONS (Adults): 2

REVOCATIONS (Juveniles): 0

PUBLIC SERVICE EMPLOYMENT

Note: Public Service Stats are now reflective of active cases only. The total hours to be completed are reflective of those cases that have hours ordered and no longer reflect the hours pending court, hours with outstanding warrants, or hours transferred out of state.

Public Service Employment-Balance-Adults: JANUARY 2024	8176
Public Service Employment Added for Adult JANUARY 2024	25
Public Service Employment Completed for Adult JANUARY 2024	<u>110</u>
Remaining PSE hours to be completed-Adult: JANUARY 2024	8091
Public Service Employment-Balance-Juvenile: JANUARY 2024	160
Public Service Employment Added for Juvenile: JANUARY 2024	0
Public Service Employment Completed for Juvenile: JANUARY 2024	<u>0</u>
Remaining PSE hours to be completed: JANUARY 2024	160

RESPECTFULLY SUBMITTED BY:


Baneé Ulrici

Date

Feb 8, 2024

CIRCUIT: 04

DEPARTMENT: Montgomery

MONTH/YEAR: 1/2024 PREPARER: Bane Uirici PRB

I. Intakes Completed During Month

A. Full 10 B. Partial 0

II. Demographics of Intakes

A. Sex		
	a.Felony	b.Other
1. Male	3	2
2. Female	2	3
3. Total	5	5

B. Age		
	a.Felony	b.Other
1. 17 - Under	0	0
2. 18 - 20	1	1
3. 21 - 30	0	2
4. 31 - 40	2	0
5. 41 - 49	2	1
6. 50 - Over	0	1
7. Total	5	5

C. Race and Ethnicity

	a.Felony	b.Other
1. American Indian	0	0
2. Asian	0	0
3. Black	1	1
4. Hispanic	0	0
5. White	4	4
6. Other	0	0
7. Total	5	5

D. Background at Offense

	a.Felony	b.Other
1. Employed	0	2
2. High School Graduate	1	2

E. Felony Offense Classification

1. Class 1	0	4. Class 4	2
2. Class 2	2	5. Other	0
3. Class 3	1	6. Total	5

III. Restitution and Fees Ordered (Active and Administrative)

A. New Cases Ordered to Pay Restitution	0
B. Total Amount of Restitution Ordered	.00
C. Number of New Cases Ordered to Pay Fees	5

IV. Programs Ordered for New Cases (Active and Administrative)

A. Alcohol Treatment	0
B. Drug Treatment	0
C. Alcohol and Drug Treatment	0
D. Mental Health	1
E. Sex Offender Treatment	0
F. TASC	0

V. Programs Ordered for DUI Cases (Active and Administrative)

A. DUI Education	0
B. Treatment	0
C. Education and Treatment	1
D. Other (Explain)	3

VI. DUI Assessment Level (Active and Administrative)

	1.Level 1	2.Level 2	3.Level 3	4.No Assess	5.Total
	a.Sig b.Mod				
A. Probation	0	0	0	0	0
B. Conditional Discharge	0	0	0	0	0
C. Supervision	0	2	1	1	4
D. Total	0	2	1	1	4

VII

	a.Home Confinement		b.Supervised Pretrial Release	
	1. Ordered During Month	2. Total End of Month	1. Ordered During Month	2. Total End of Month
A. Electronically Monitored	0	8	0	0
B. Non-electronically Monitored	0	2	0	5
C. Total	0	10	0	5

VIII. Active Caseload

	a.Felony	b.Misdemeanor	c.DUI	d.Traffic	e.Total
A. Beginning Caseload	83	13	4	0	100
B. Admissions					
1. Probation	5	2	1	0	8
2. Conditional Discharge	0	0	0	0	0
3. Supervision	0	1	1	0	2
4. Subtotal (1+2+3)	5	3	2	0	10
C. Readmitted Administrative	0	0	0	0	0
D. Subtotal (A+B.4)+C	88	16	6	0	110
E. Cases Dropped					
1. Scheduled Termination	1	1	0	0	2
2. Early Termination	0	0	0	0	0
3. Absconder/Warrant	0	0	0	0	0
4. Revoked-Technical Violation	1	0	0	0	1
5. Revoked-New Violation	0	0	0	0	0
6. Alternate DOC Commitment	1	0	0	0	1
7. Unsatisfactory Termination	1	0	0	0	1
8. Transferred Out	0	0	0	0	0
9. Other (explain)	0	0	0	0	0
10. Deceased	0	0	0	0	0
11. Subtotal (add 1 through 10)	4	1	0	0	5
F. Total (D-E 11)	84	15	6	0	105

IX. Commitments to Department of Corrections

Number 4

X. Interstate Compact Cases

Number 1

f. Employed

1 0 0 0 1 0 0 0 0 0 1 1

XI. Classification of Active Caseload

	1.Very High	2.High	3.Moderate	4.Low/Mod	5.Low	6.Unclass	7.Total
A. Felony	0	5	33	2	6	38	84
B. Misdemeanor	0	0	3	0	3	9	15
C. DUI	0	0	0	0	1	5	6
D. Traffic	0	0	0	0	0	0	0
E. Total	0	5	36	2	10	52	105

XII. Administrative Caseload

A. Active 424
B. Inactive 126

XIII. Full-Presentence Investigations
Ordered/Pending

A. Number 12 B. Number 32

XIV. Investigations Completed

	1.Felony	2.Misdemeanor	3.DUI	4.Traffic	5.Total
A. Pre-sentence	11	0	0	0	11
B. Abbreviated PSI	0	0	0	0	0
C. Pretrial Bond Reports	0	0	0	0	0
D. Record Check	0	0	0	0	0
E. JDP	0	0	0	0	0
F. Other (Explain)	1	0	0	0	1


XV. Case Violations Reported

	A.Technical	B.New Offense
Violations Reported	2	1

XVI. Court Action on Violations

	1.Technical	2.New Offense
A. No Violation	4	0
B. Violation	2	0
C. Total	6	0

Signature of Approval by Chief/Director



CIRCUIT: 04

DEPARTMENT: Montgomery

MONTH/YEAR: 1/2024 PREPARER: Bane Urlci PRB

I. New Referrals

A. Adult	Felony		Misdemeanor		DUI		Traffic		Ordinance		Other(explain)		Total	
	Hours	Cases	Hours	Cases	Hours	Cases	Hours	Cases	Hours	Cases	Hours	Cases	Hours	Cases
1. Reporting	0	0	0	0	0	0	0	0	0	0	0	0	0	0
2. Non-reporting	0	0	0	0	0	0	0	0	0	0	25	1	25	1
3. Total	0	0	0	0	0	0	0	0	0	0	25	1	25	1

B. Juvenile	Delinquency		Traffic		Ordinance		Other(explain)		Total	
	Hours	Cases	Hours	Cases	Hours	Cases	Hours	Cases	Hours	Cases
1. Reporting	0	0	0	0	0	0	0	0	0	0
2. Non-reporting	0	0	0	0	0	0	0	0	0	0
3. Total	0	0	0	0	0	0	0	0	0	0

II. Placements

	Adult	Juvenile
A. Number of Initial Placements	0	0
B. Number of Re-Placed	0	0
C. Total Number In Placement	33	1

III. Hours Completed During Month

A. Adult	52.00
B. Juvenile	.00


IV. Worksites

A. Number Beginning of Month	89
B. Number Added During Month	0
C. Number Dropped During Month	0
C. Total Number End of Month	89

V. Caseload Summary

	1. Adult		2. Juvenile	
	Hours	Cases	Hours	Cases
A. Caseload Beginning of Month	8176	107	160	3
B. Cases Added During Month(1.A & B)	25	1	0	0
C. Cases Dropped During Month				
1. Satisfactory Completion	0	0	0	0
2. Transferred Out	80	2	0	0
3. Modifications	0	0	0	0
4. Revocations	30	1	0	0
5. Dropped Administratively	0	0	0	0
6. Other (Specify on Reverse)	0	0	0	0
7. Total Dropped	110	3	0	0
D. Caseload End of Month (A+B-C)	8091	105	160	3

Signature of Approval by Chief/Director



CIRCUIT: 04

COUNTY: Montgomery

MONTH/YEAR: 1/2024 PREPARER: Bane Uirici PRB

I. Juvenile Court Activity

	1.Delinquency	2.Addiction	3.MRAI	4.Truancy	5.Neglect /Abuse	6.Dependant	7.Total
A. Petitions Filed	1	0	0	0	2	0	3
B. Court Action During Month							
1. Petitions Dismissed	0	0	0	0			0
2. Continued Under Supervision	0	0	0	0			0
3. Adjudication	0	0	0	0			0

IV. Demographics for Admissions

A. Sex	Formal	Informal	C. Race/Ethnicity	Formal	Informal
Male	0	0	American Indian/Eskimo	0	0
Female	0	0	Asian/Pacific Islander	0	0
Total	0	0	Black	0	0
			Hispanic Origin	0	0
			White	0	0
			Other	0	0
			Total	0	0

B. Age

	Formal	Informal
12-Under	0	0
13	0	0
14	0	0
15	0	0
16	0	0
17-over	0	0
Total	0	0

D. Education (Delinquency Only)

Enrolled in School at Offense	Formal	Informal
	0	0

VI. Restitution and Fees Ordered (Active and Administrative)

A. New Cases Ordered To Pay Restitution	0
B. Total Amount of Restitution Ordered	.00
C. Number of New Cases Ordered to Pay Fees	0

VII. Court Ordered Programs

A. Alcohol	0
B. Drug Treatment	0
C. Alcohol & Drug Treatment	0
D. Youth Services Agency	0
E. Mental Health	0
F. Alternative Education	0
G. TASC	0
H. UDIS	0
I. JTPA	0
J. Other (explain)	0

II. Criminal Prosecutions

A. Automatic	
B. Discretionary	
C. Total	

III. Admissions During Month to Active Caseload

	Formal	Informal
A. Delinquency	0	0
B. Addiction	0	0
C. MRAI	0	0
D. Truancy	0	0
E. Neglect /Abuse	0	0
F. Dependant	0	0
G. Total	0	0

VIII. Placements

	1.In State	2.Out of State	3.Total
A. Number Beginning of Month	0	0	0
B. Ordered Placed During Month			
1. Foster Home	0	0	0
2. Group Home	0	0	0
3. Resid. Treatment	0	0	0
4. With Relative	0	0	0
5. Subtotal	0	0	0
C. Number Removed During Month	0	0	0
D. Total End of Month	0	0	0

IX. Active Caseload

	a. Probation	b. Supervision	c. Cont. Under Supervision	d. Informal	e. Other	f. Total
A. Caseload Beg. of Month	0	0	1	0	0	1
B. New Admissions	0	0	0	0	0	0
C. Re-admitted from Admin.	0	0	0	0	0	0
D. Transferred In	0	0	0	0	0	0
E. Subtotal (A+B+C+D)	0	0	1	0	0	1
F. Cases Dropped						
1. Scheduled Termination	0	0	0	0	0	0
2. Early Termination	0	0	0	0	0	0
3. Absconder/Warrent	0	0	0	0	0	0
4. Revoked-Technical	0	0	0	0	0	0
5. Revoked-New Offense	0	0	0	0	0	0
6. Alternate DOC Commit	0	0	0	0	0	0
7. Unsatisfactory Termination	0	0	0	0	0	0
8. Transferred Out	0	0	0	0	0	0
9. Other (explain)	0	0	0	0	0	0
10. Deceased	0	0	0	0	0	0
10. Subtotal (Add 1 - 10)	0	0	0	0	0	0
G. Caseload End of Month (E-F11)	0	0	1	0	0	1

X. Commitments to DOC

A. Full	0
B. Evaluation	0
C. Habitual Juv. Off.	0
D. Violent Juv. Off.	0
E. Total	0

	g. Education	XI. Intstate Cases Number	XII. Admin Caseload
1. Scheduled Termination	0	0	
2. Early Termination	0	0	
3. Absconder/Warrent	0	0	
4. Revoked-Technical	0	0	
5. Revoked-New Offense	0	0	
6. Alternate DOC Commit	0	0	
7. Unsatisfactory Termination	0	0	
8. Transferred Out	0	0	
9. Other (explain)	0	0	
10. Deceased	0	0	
10. Subtotal (Add 1 - 10)	0	0	
G. Caseload End of Month (E-F11)	0	0	
			A. Active 5
			B. Inactive 6

XIII. Classification of Active Caseload

	a. Very High	b. High	c. Moderate	d. Low/Mod	e. Low	f. Unclass	g. Total
A. Probation	0	0	0	0	0	0	0
B. Supervision	0	0	0	0	0	0	0
C. Cont. Under Sup.	0	0	1	0	0	0	1
D. Informal	0	0	0	0	0	0	0
E. Other	0	0	0	0	0	0	0
F. Total	0	0	1	0	0	0	1

XIV. Investigations

Completed	
A. Social Histories	0
B. Adoption	0
C. Contested Custody	0
D. Suppl. Soc. Hist.	0
E. Intake Screening	0
F. Other (Explain)	0
G. Total	0


XV. Case Violations Reported

	1. Technical	2. New Offense	3. Total
Violations Reported	0	0	0
XVI. Court Action on Violations			
1. Technical			
2. New Offense			
3. Total			
A. No Violation	0	0	0
B. Violation Found	0	0	0
C. Total Court Action	0	0	0

XVII. Home Detention/Electronic Monitoring

	A. PreAdjud. Home Det.		B. Post Adjud. Home Det.	
	1. Ordered this Month	2. End of Month	1. Ordered this Month	2. End of Month
a. With Elect. Monit.	0	0	0	0
b. Without Elect. Monit.	0	0	0	0
c. Total	0	0	0	0

Signature of Approval by Chief/Director



Erin S. Mattson
Montgomery County
Public Defender
ARDC # 6275465



12
120 N. Main St.
Hillsboro, IL 62049
phone (217) 532-9566
fax (217) 532-9567
erinm@montgomerycountyil.gov
text to (636)442-9366

January 2024

Doung Donaldson, Chairman
Montgomery County Board
Historic Courthouse
Hillsboro, IL 62049

Chairman Donaldson:

Enclosed please find a copy of the monthly report of the Public Defender Services for the month of August 2021 to January 2024.

As required by Statute, a copy has been forwarded to Daniel Robbins, Circuit Clerk.

Sincerely,

A handwritten signature in black ink that reads "Erin S. Mattson". The signature is written in a cursive, flowing style.

Erin S. Mattson
Public Defender

ESM/em
Attch.
Copy to: Circuit Clerk

Erin S. Mattson
Public Defender

Cases Pending: August 1, 2021

CF	297
CM	136
DT	28
TR	183
JD	4
JA	83
CV	10
PTR	107
MR	0
Post. Conv.	0

Total: 848

August 2021

	<u>Opened</u>	<u>Closed</u>	<u>Pending</u>
CF	18	9	306
CM	14	4	146
DT	2	0	30
TR	16	7	192
JD	0	0	4
JA	2	1	84
CV	0	0	10
PTR	3	4	106
MR	0	0	0
Post. Conv.	0	0	0

Total: 55 25 878

Total Cases Pending: September 1, 2021 878

Cases Pending: September 1, 2021

CF	306
CM	146
DT	30
MT	0
TR	192
JD	4
JA	84
CV	10
PTR	106
MR	0
Post. Conv.	0

Total: 878

September 2021

	<u>Opened</u>	<u>Closed</u>	<u>Pending</u>
CF	8	2	312
CM	3	5	144
DT	1	1	30
MT	0	0	0
TR	6	1	197
JD	1	0	5
JA	1	8	77
CV	0	0	10
PTR	3	2	107
MR	0	0	0
Post. Conv.	0	0	0

Total: 23 19 882

Total Cases Pending: October 1, 2021 882

Cases Pending: November 1, 2021

CF	318
CM	141
DT	28
MT	0
TR	150
JD	5
JA	77
CV	10
PTR	107
MR	1
Post. Conv.	0

Total: 885

November 2021

	<u>Opened</u>	<u>Closed</u>	<u>Pending</u>
CF	10	8	320
CM	2	7	136
DT	0	0	28
MT	0	0	0
TR	0	4	194
JD	0	0	5
JA	1	0	78
CV	0	0	10
PTR	0	2	105
MR	0	0	1
Post. Conv.	0	0	0
Total:	13	21	877

Total Cases Pending: December 1, 2021 877

Erin S. Mattson
Public Defender

Cases Pending: December 1, 2021

CF	320
CM	136
DT	28
MT	0
TR	194
JD	5
JA	78
CV	10
PTR	105
MR	1
Post. Conv.	0

Total: 877

January 2021

	<u>Opened</u>	<u>Closed</u>	<u>Pending</u>
CF	14	11	323
CM	1	2	135
DT	0	0	28
MT	0	0	0
TR	0	2	192
JD	0	0	5
JA	0	0	78
CV	0	0	10
PTR	2	2	105
MR	0	0	1
Post. Conv.	0	0	0

Total: 17 17

Total Cases Pending: February 1, 2021 877

Cases Pending: January 1, 2022

CF	323
CM	135
DT	28
MT	0
TR	192
JD	5
JA	78
CV	10
PTR	105
MR	1
Post. Conv.	0

Total: 877

January 2022

	<u>Opened</u>	<u>Closed</u>	<u>Pending</u>
CF	10	7	326
CM	0	5	130
DT	0	0	28
MT	0	0	0
TR	3	5	190
JD	1	0	6
JA	0	5	73
CV	0	0	10
PTR	4	0	109
MR	0	0	1
Post. Conv.	0	0	0

Total: 18 22

Total Cases Pending: February 1, 2022 873

Cases Pending: February 1, 2022

CF	326
CM	130
DV	0
DT	28
MT	0
TR	190
JD	6
JA	73
CV	10
PTR	109
MR	1
Post. Conv.	0

Total: 873

February 2022

	<u>Opened</u>	<u>Closed</u>	<u>Pending</u>
CF	18	15	329
CM	1	1	130
DV	1	0	1
DT	0	2	26
MT	2	0	2
TR	2	5	187
JD	0	1	5
JA	0	1	72
CV	0	0	10
PTR	1	1	109
MR	0	0	1
Post. Conv.	0	0	0

Total: 25 26

Total Cases Pending: March 1, 2022 872

Cases Pending: March 1, 2022

CF	329
CM	130
DV	1
DT	26
MT	2
TR	187
JD	5
JA	72
CV	10
PTR	109
MR	1
Post. Conv.	0

Total: 872

March 2022

	<u>Opened</u>	<u>Closed</u>	<u>Pending</u>
CF	21	8	342
CM	4	4	130
DV	0	0	1
DT	0	0	26
MT	0	0	2
TR	0	4	183
JD	0	0	5
JA	3	1	74
CV	0	0	10
PTR	4	3	110
MR	0	0	1
Post. Conv.	0	0	0

Total: 32 20

Total Cases Pending: April 1, 2022 884

Erin S. Mattson
Public Defender

Cases Pending: April 1, 2022

CF	342
CM	130
DV	1
DT	26
MT	2
TR	183
JD	5
JA	74
CV	10
PTR	110
MR	1
Post. Conv.	0

Total: 884

April 2022

	<u>Opened</u>	<u>Closed</u>	<u>Pending</u>
CF	8	7	343
CM	2	2	130
DV	0	0	1
DT	1	0	27
MT	4	0	6
TR	5	1	187
JD	0	0	5
JA	3	3	74
CV	0	0	10
PTR	5	0	115
MR	0	0	1
Post. Conv.	0	0	0

Total: 28 13

Total Cases Pending: May 1, 2022 899

Erin S. Mattson
Public Defender

Cases Pending: May 1, 2022

CF	343
CM	130
DV	1
DT	27
MT	6
TR	187
JD	5
JA	74
CV	10
PTR	115
MR	1
Post. Conv.	0

Total: 899

May 2022

	<u>Opened</u>	<u>Closed</u>	<u>Pending</u>
CF	18	10	351
CM	3	9	124
DV	2	0	3
DT	0	0	27
MT	3	0	9
TR	1	1	187
JD	0	0	5
JA	0	0	74
CV	0	0	10
PTR	2	3	114
MR	0	0	1
Post. Conv.	0	0	0

Total: 29 23

Total Cases Pending: June 1, 2022 905

Erin S. Mattson
Public Defender

Cases Pending: June 1, 2022

CF	351
CM	124
DV	3
DT	27
MT	9
TR	187
JD	5
JA	74
CV	10
PTR	114
MR	1
Post. Conv.	0

Total: 905

June 2022

	<u>Opened</u>	<u>Closed</u>	<u>Pending</u>
CF	17	16	352
CM	2	2	124
DV	1	2	2
DT	0	2	25
MT	1	1	9
TR	1	11	177
JD	1	0	6
JA	1	3	72
CV	0	0	10
PTR	2	1	115
MR	0	0	1
Post. Conv.	0	0	0

Total: 26 38

Total Cases Pending: July 1, 2022 893

Erin S. Mattson
Public Defender

Cases Pending: July 1, 2022

CF	352
CM	124
DV	2
DT	25
MT	9
TR	177
JD	6
JA	72
CV	10
PTR	115
MR	1
Post. Conv.	0

Total: 893

July 2022

	<u>Opened</u>	<u>Closed</u>	<u>Pending</u>
CF	23	4	371
CM	2	1	125
DV	0	0	2
DT	0	1	24
MT	1	1	9
TR	2	2	177
JD	0	0	6
JA	2	2	72
CV	0	0	10
PTR	2	0	117
MR	0	0	1
Post. Conv.	0	0	0

Total: 32 11

Total Cases Pending: August 1, 2022 914

Erin S. Mattson
Public Defender

Cases Pending: August 1, 2022

CF	371
CM	125
DV	2
DT	24
MT	9
TR	177
JD	6
JA	72
CV	10
PTR	115
MR	1
Post. Conv.	0

Total: 914

August 2022

	<u>Opened</u>	<u>Closed</u>	<u>Pending</u>
CF	28	7	392
CM	2	0	127
DV	0	0	2
DT	0	2	22
MT	4	0	13
TR	0	3	177
JD	0	0	6
JA	0	0	72
CV	0	0	10
PTR	3	1	119
MR	0	0	1
Post. Conv.	0	0	0

Total: 37 13

Total Cases Pending: September 1, 2022 938

Erin S. Mattson
Public Defender

Cases Pending: September 1, 2022

CF	392
CM	127
DV	2
DT	22
MT	13
TR	174
JD	6
JA	72
CV	10
PTR	119
MR	1
Post. Conv.	0

Total: 938

September 2022

	<u>Opened</u>	<u>Closed</u>	<u>Pending</u>
CF	25	14	403
CM	2	6	123
DV	2	1	3
DT	0	0	22
MT	3	0	16
TR	1	7	168
JD	0	0	6
JA	2	0	74
CV	0	0	10
PTR	3	2	120
MR	0	0	1
Post. Conv.	0	0	0

Total: 38 30

Total Cases Pending: October 1, 2022 946

Erin S. Mattson
Public Defender

Cases Pending: November 1, 2022

CF	410
CM	126
DV	10
DT	23
MT	26
TR	169
JD	6
JA	76
CV	10
PTR	124
MR	0
Post. Conv.	0

Total: 980

November 2022

	<u>Opened</u>	<u>Closed</u>	<u>Pending</u>
CF	10	28	392
CM	2	7	121
DV	1	0	11
DT	1	1	23
MT	5	2	29
TR	1	7	163
JD	0	0	6
JA	1	1	76
CV	0	0	10
PTR	0	1	123
MR	0	0	0
Post. Conv.	0	0	0

Total: 21 47

Total Cases Pending: December 1, 2022 954

Cases Pending: December 1, 2022

CF	392
CM	121
DV	11
DT	23
MT	29
TR	163
JD	6
JA	76
CV	10
PTR	123
MR	0
Post. Conv.	0

Total: 954

December 2022

	<u>Opened</u>	<u>Closed</u>	<u>Pending</u>
CF	9	11	390
CM	2	2	121
DV	2	0	13
DT	2	1	24
MT	2	1	30
TR	0	2	161
JD	0	0	6
JA	0	1	75
CV	0	0	10
PTR	1	1	123
MR	0	0	0
Post. Conv.	0	0	0

Total: 18 19

Total Cases Pending: January 1, 2023 953

Cases Pending: January 1, 2023

CF	390
CM	121
DV	13
DT	24
MT	30
TR	161
JD	6
JA	75
CV	10
PTR	123
MR	0
Post. Conv.	0

Total: 953

January 2023

	<u>Opened</u>	<u>Closed</u>	<u>Pending</u>
CF	15	13	392
CM	3	4	120
DV	0	1	12
DT	0	1	23
MT	1	3	28
TR	0	3	158
JD	0	0	6
JA	0	2	73
CV	0	0	10
PTR	3	3	123
MR	0	0	0
Post. Conv.	0	0	0

Total: 22 30

Total Cases Pending: February 1, 2023 945

Cases Pending: February 1, 2023

CF	392
CM	120
DV	12
DT	23
MT	28
TR	158
JD	6
JA	73
CV	10
PTR	123
MR	0
Post. Conv.	0

Total: 945

February 2023

	<u>Opened</u>	<u>Closed</u>	<u>Pending</u>
CF	18	11	399
CM	2	2	120
DV	0	0	12
DT	0	0	23
MT	0	0	28
TR	0	0	158
JD	0	0	6
JA	0	3	70
CV	0	0	10
PTR	6	7	122
MR	0	0	0
Post. Conv.	0	0	0

Total: 26 23

Total Cases Pending: March 1, 2023 948

Cases Pending: March 1, 2023

CF	399
CM	120
DV	12
DT	23
MT	28
TR	158
JD	6
JA	70
CV	10
PTR	122
MR	0
Post. Conv.	0

Total: 948

March 2023

	<u>Opened</u>	<u>Closed</u>	<u>Pending</u>
CF	19	18	400
CM	1	4	117
DV	1	0	13
DT	0	1	22
MT	2	3	27
TR	2	1	159
JD	0	0	6
JA	0	1	69
CV	0	0	10
PTR	7	3	126
MR	0	0	0
Post. Conv.	0	0	0

Total: 32 31

Total Cases Pending: April 1, 2023 949

Cases Pending: April 1, 2023

CF	400
CM	117
DV	13
DT	22
MT	27
TR	159
JD	6
JA	69
CV	10
PTR	126
MR	0
Post. Conv.	0

Total: 949

April 2023

	<u>Opened</u>	<u>Closed</u>	<u>Pending</u>
CF	19	14	405
CM	1	2	116
DV	0	0	13
DT	0	2	20
MT	0	5	22
TR	0	1	158
JD	0	0	6
JA	0	3	66
CV	0	0	10
PTR	3	5	124
MR	0	0	0
Post. Conv.	0	0	0

Total: 23 32

Total Cases Pending: May 1, 2023 940

Erin S. Mattson
Public Defender

Cases Pending: May 1, 2023

CF	405
CM	116
DV	13
DT	20
MT	22
TR	158
JD	6
JA	66
CV	10
PTR	124
MR	0
Post. Conv.	0

Total: 940

May 2023

	<u>Opened</u>	<u>Closed</u>	<u>Pending</u>
CF	13	13	405
CM	0	3	113
DV	0	1	12
DT	0	2	18
MT	0	2	20
TR	0	11	147
JD	0	0	6
JA	0	0	66
CV	0	0	10
PTR	6	6	124
MR	0	0	0
Post. Conv.	0	0	0

Total: 19 38

Total Cases Pending: June 1, 2023 921

Erin S. Mattson
Public Defender

Cases Pending: June 1, 2023

CF	405
CM	113
DV	12
DT	18
MT	20
TR	147
JD	6
JA	66
CV	10
PTR	124
MR	0
Post. Conv.	0

Total: 921

June 2023

	<u>Opened</u>	<u>Closed</u>	<u>Pending</u>
CF	13	21	397
CM	0	8	105
DV	0	0	12
DT	0	0	18
MT	1	3	18
TR	1	3	145
JD	0	0	6
JA	0	0	66
CV	0	0	10
PTR	3	2	125
MR	0	0	0
Post. Conv.	0	0	0

Total: 18 37

Total Cases Pending: July 1, 2023 902

Erin S. Mattson
Public Defender

Cases Pending: July 1, 2023

CF	397
CM	104
DV	12
DT	18
MT	18
TR	145
JD	6
JA	66
CV	10
PTR	125
MR	0
MX	0
Post. Conv.	0

Total: 902

July 2023

	<u>Opened</u>	<u>Closed</u>	<u>Pending</u>
CF	14	14	397
CM	1	2	104
DV	3	0	15
DT	0	2	16
MT	0	3	15
TR	0	0	145
JD	0	0	6
JA	1	2	65
CV	0	0	10
PTR	5	5	125
MR	0	0	0
MX	1	1	0
Post. Conv.	0	0	0

Total: 25 29

Total Cases Pending: August 1, 2023 898

Cases Pending: August 1, 2023

CF	397
CM	104
DV	15
DT	16
MT	15
TR	145
JD	6
JA	65
CV	10
PTR	125
MR	0
MX	0
Post. Conv.	0

Total: 898

August 2023

	<u>Opened</u>	<u>Closed</u>	<u>Pending</u>
CF	15	25	387
CM	0	4	100
DV	1	0	15
DT	0	1	16
MT	4	3	16
TR	0	5	140
JD	0	0	6
JA	1	4	62
CV	0	0	10
PTR	4	2	127
MR	0	0	0
MX	0	0	0
Post. Conv.	0	0	0

Total: 25 44

Total Cases Pending: September 1, 2023 879

Cases Pending: September 1, 2023

CF	387
CM	100
DV	15
DT	16
MT	16
TR	140
JD	6
JA	62
CV	10
PTR	127
MR	0
MX	0
Post. Conv.	0

Total: 879

September 2023

	<u>Opened</u>	<u>Closed</u>	<u>Pending</u>
CF	13	26	374
CM	2	3	99
DV	1	1	15
DT	0	0	16
MT	1	2	15
TR	0	4	136
JD	1	0	7
JA	1	1	62
CV	0	0	10
PTR	2	6	123
MR	0	0	0
MX	0	0	0
Post. Conv.	0	0	0

Total: 21 43

Total Cases Pending: October 1, 2023 857

Erin S. Mattson
Public Defender

Cases Pending: November 1, 2023

CF	366
CM	95
DV	14
DT	14
MT	14
TR	136
JD	7
JA	64
CV	10
PTR	121
MR	0
MX	0
Post. Conv.	0

Total: 841

November 2023

	<u>Opened</u>	<u>Closed</u>	<u>Pending</u>
CF	18	29	355
CM	5	4	96
DV	0	0	14
DT	0	4	10
MT	3	4	13
TR	0	4	132
JD	0	0	7
JA	0	2	62
CV	0	0	10
PTR	4	3	122
MR	0	0	0
MX	0	0	0
Post. Conv.	0	0	0

Total: 30 50

Total Cases Pending: December 1, 2023 821

Erin S. Mattson
Public Defender

Cases Pending: December 1, 2023

CF	355
CM	96
DV	14
DT	10
MT	13
TR	132
JD	7
JA	62
CV	10
PTR	122
MR	0
MX	0
Post. Conv.	0

Total: 821

December 2023

	<u>Opened</u>	<u>Closed</u>	<u>Pending</u>
CF	12	9	358
CM	2	2	96
DV	0	0	14
DT	1	1	10
MT	3	4	12
TR	0	0	132
JD	0	0	7
JA	0	0	62
CV	0	0	10
PTR	3	1	124
MR	0	0	0
MX	0	0	0
Post. Conv.	0	0	0

Total: 21 17

Total Cases Pending: January 1, 2024 825

Erin S. Mattson
Public Defender

Cases Pending: January 1, 2024

CF	358
CM	96
DV	14
DT	10
MT	12
TR	132
JD	7
JA	62
CV	10
PTR	124
MR	0
MX	0
Post. Conv.	0

Total: 825

January 2024

	<u>Opened</u>	<u>Closed</u>	<u>Pending</u>
CF	21	15	364
CM	2	2	96
DV	0	0	14
DT	0	0	10
MT	0	1	11
TR	0	0	132
JD	0	0	7
JA	0	0	62
CV	0	0	10
PTR	5	4	125
MR	0	0	0
MX	0	0	0
Post. Conv.	0	0	0

Total: 28 22

Total Cases Pending: February 1, 2024 831

Wes Poggenpohl
Montgomery County
Associate Public Defender
ARDC#6316826



120 N. Main Street
Hillsboro, Illinois 62049
Phone (217) 532-9566
Fax (217) 5320-9567
wesp@montgomerycountyil.gov

January 2024

Doug Donaldson, Chairman
Montgomery County Board
Historic Courthouse
Hillsboro, IL 62049

Chairman Donaldson:

Enclosed please find a copy of the monthly report of the Public Defender Services for the month of December 2022 to January 2024.

As required by Statute, a copy has been forwarded to Daniel Robbins, Circuit Clerk.

Sincerely,

Wes Poggenpohl
Associate Public Defender

WP/em
Attch.
Copy to: Circuit Clerk

Wes Poggenpohl
Associate Public Defender

Cases Pending: December 1, 2022

CF	0
CM	0
DV	0
DT	0
MT	0
TR	0
JD	0
JA	0
CV	0
PTR	0
MR	0
JV	0
Post. Conv.	0

Total: 0

December 2022

	<u>Opened</u>	<u>Closed</u>	<u>Pending</u>
CF	5	0	5
CM	1	0	1
DV	3	0	3
DT	1	0	1
MT	3	0	3
TR	0	0	0
JD	0	0	0
JA	0	0	0
CV	0	0	0
PTR	0	0	0
MR	0	0	0
JV	0	0	0
Post. Conv.	0	0	0

Total: 13 0

Total Cases Pending: January 1, 2023 13

Wes Poggenpohl
Associate Public Defender

Cases Pending: January 1, 2023

CF	5
CM	1
DV	3
DT	1
MT	3
TR	0
JD	0
JA	0
CV	0
PTR	0
MR	0
JV	0
Post. Conv.	0

Total: 13

January 2023

	<u>Opened</u>	<u>Closed</u>	<u>Pending</u>
CF	9	0	14
CM	4	0	5
DV	3	1	5
DT	2	0	3
MT	17	0	20
TR	2	0	2
JD	0	0	0
JA	1	0	1
CV	0	0	0
PTR	0	0	0
MR	0	0	0
JV	0	0	0
Post. Conv.	0	0	0

Total: 38 1

Total Cases Pending: February 1, 2023 50

Wes Poggenpohl
Associate Public Defender

Cases Pending: February 1, 2023

CF	14
CM	5
DV	5
DT	3
MT	20
TR	2
JD	0
JA	1
CV	0
PTR	0
MR	0
JV	0
Post. Conv.	0

Total: 50

February 2023

	<u>Opened</u>	<u>Closed</u>	<u>Pending</u>
CF	18	1	31
CM	4	0	9
DV	1	0	6
DT	0	1	2
MT	13	2	31
TR	4	1	5
JD	0	0	0
JA	2	1	2
CV	0	0	0
PTR	0	0	0
MR	0	0	0
JV	0	0	0
Post. Conv.	0	0	0

Total: 42 6

Total Cases Pending: March 1, 2023 86

Wes Poggenpohl
Associate Public Defender

Cases Pending: March 1, 2023

CF	31
CM	9
DV	6
DT	2
MT	31
TR	5
JD	0
JA	2
CV	0
PTR	0
MR	0
JV	0
Post. Conv.	0

Total: 86

March 2023

	<u>Opened</u>	<u>Closed</u>	<u>Pending</u>
CF	15	0	46
CM	1	2	8
DV	2	2	6
DT	0	0	2
MT	8	2	37
TR	2	0	7
JD	1	0	1
JA	1	0	3
CV	0	0	0
PTR	2	0	2
MR	0	0	0
JV	0	0	0
Post. Conv.	0	0	0

Total: 32 6

Total Cases Pending: April 1, 2023 112

Wes Poggenpohl
Associate Public Defender

Cases Pending: April 1, 2023

CF	46
CM	8
DV	6
DT	2
MT	37
TR	7
JD	1
JA	3
CV	0
PTR	2
MR	0
JV	0
Post. Conv.	0

Total: 112

April 2023

	<u>Opened</u>	<u>Closed</u>	<u>Pending</u>
CF	6	1	51
CM	3	0	11
DV	4	1	9
DT	1	1	2
MT	8	1	44
TR	0	0	7
JD	0	0	1
JA	4	1	6
CV	1	0	1
PTR	1	0	3
MR	0	0	0
JV	0	0	0
Post. Conv.	0	0	0

Total: 28 5

Total Cases Pending: May 1, 2023 135

Wes Poggenpohl
Associate Public Defender

Cases Pending: May 1, 2023

CF	51
CM	11
DV	9
DT	2
MT	44
TR	7
JD	1
JA	6
CV	1
PTR	3
MR	0
JV	0
Post. Conv.	0

Total: 135

May 2023

	<u>Opened</u>	<u>Closed</u>	<u>Pending</u>
CF	7	1	57
CM	4	0	15
DV	0	0	9
DT	1	0	3
MT	12	1	55
TR	0	0	7
JD	0	0	1
JA	1	0	7
CV	0	0	1
PTR	1	0	4
MR	0	0	0
JV	1	0	1
Post. Conv.	0	0	0

Total: 27 2

Total Cases Pending: June 1, 2023 160

Wes Poggenpohl
Associate Public Defender

Cases Pending: June 1, 2023

CF	57
CM	15
DV	9
DT	3
MT	55
TR	7
JD	1
JA	7
CV	1
PTR	4
MR	0
JV	1
Post. Conv.	0

Total: 135

June 2023

	<u>Opened</u>	<u>Closed</u>	<u>Pending</u>
CF	5	5	57
CM	1	2	14
DV	3	2	10
DT	0	0	3
MT	4	5	54
TR	2	0	9
JD	0	0	1
JA	1	0	8
CV	0	0	1
PTR	0	0	4
MR	0	0	0
JV	0	0	1
Post. Conv.	0	0	0

Total: 16 14

Total Cases Pending: July 1, 2023 162

Wes Poggenpohl
Associate Public Defender

Cases Pending: July 1, 2023

CF	57
CM	14
DV	10
DT	3
MT	54
TR	9
JD	1
JA	8
CV	1
PTR	4
MR	0
JV	1
Post. Conv.	0

Total: 162

July 2023

	<u>Opened</u>	<u>Closed</u>	<u>Pending</u>
CF	6	6	57
CM	6	1	19
DV	7	3	14
DT	1	0	4
MT	2	4	52
TR	0	2	7
JD	0	0	1
JA	5	3	10
CV	0	0	1
PTR	2	0	6
MR	0	0	0
JV	0	0	1
Post. Conv.	0	0	0

Total: 29 19

Total Cases Pending: August 1, 2023 172

Wes Poggenpohl
Associate Public Defender

Cases Pending: August 1, 2023

CF	57
CM	19
DV	14
DT	4
MT	52
TR	7
JD	1
JA	10
CV	1
PTR	6
MR	0
JV	1
Post. Conv.	0

Total: 172

August 2023

	<u>Opened</u>	<u>Closed</u>	<u>Pending</u>
CF	5	0	62
CM	3	0	22
DV	4	5	13
DT	5	0	9
MT	6	4	54
TR	0	0	7
JD	0	0	1
JA	1	0	11
CV	0	0	1
PTR	3	0	9
MR	0	0	0
JV	0	0	1
Post. Conv.	0	0	0

Total: 27 9

Total Cases Pending: September 1, 2023 190

Wes Poggenpohl
Associate Public Defender

Cases Pending: September 1, 2023

CF	62
CM	22
DV	13
DT	9
MT	54
TR	7
JD	1
JA	11
CV	1
PTR	9
MR	0
JV	1
Post. Conv.	0

Total: 190

September 2023

	<u>Opened</u>	<u>Closed</u>	<u>Pending</u>
CF	6	16	65
CM	3	3	22
DV	1	1	14
DT	1	0	10
MT	7	5	55
TR	0	0	11
JD	0	0	1
JA	1	0	11
CV	0	1	0
PTR	1	3	8
MR	0	0	0
JV	0	0	1
Post. Conv.	0	0	0

Total: 20 18

Total Cases Pending: October 1, 2023 198

Wes Poggenpohl
Associate Public Defender

Cases Pending: November 1, 2023

CF	55
CM	24
DV	14
DT	11
MT	51
TR	8
JD	0
JA	12
CV	0
PTR	7
MR	0
JV	1
Post. Conv.	0

Total: 183

November 2023

	<u>Opened</u>	<u>Closed</u>	<u>Pending</u>
CF	5	7	53
CM	1	3	22
DV	0	1	13
DT	5	0	16
MT	6	1	56
TR	0	0	8
JD	0	0	0
JA	0	0	12
CV	0	0	0
PTR	1	1	7
MR	0	0	0
JV	0	0	1
Post. Conv.	0	0	0

Total: 18 13

Total Cases Pending: December 1, 2023 188

Wes Poggenpohl
Associate Public Defender

Cases Pending: December 1, 2023

CF	53
CM	22
DV	13
DT	16
MT	56
TR	8
JD	0
JA	12
CV	0
PTR	7
MR	0
JV	1
Post. Conv.	0

Total: 188

December 2023

	<u>Opened</u>	<u>Closed</u>	<u>Pending</u>
CF	8	2	59
CM	2	0	24
DV	2	3	12
DT	2	4	14
MT	3	2	57
TR	0	1	7
JD	0	0	0
JA	1	2	11
CV	0	0	0
PTR	1	0	8
MR	0	0	0
JV	0	0	1
Post. Conv.	0	0	0

Total: 19 14

Total Cases Pending: January 1, 2024 193

Wes Poggenpohl
Associate Public Defender

Cases Pending: January 1, 2024

CF	53
CM	24
DV	12
DT	14
MT	57
TR	7
JD	0
JA	11
CV	0
PTR	8
MR	0
JV	1
Post. Conv.	0

Total: 193

January 2024


	<u>Opened</u>	<u>Closed</u>	<u>Pending</u>
CF	6	6	59
CM	5	2	27
DV	1	2	11
DT	0	3	11
MT	2	4	55
TR	0	2	5
JD	0	0	0
JA	0	0	11
CV	0	0	0
PTR	3	0	11
MR	0	0	0
JV	0	0	1
Post. Conv.	0	0	0

Total: 17 19

Total Cases Pending: February 1, 2024 191

**Regional Office of Education #3 ~ Bond, Christian, Effingham,
Fayette & Montgomery Counties**

*Julie Wollerman, Regional Superintendent of Schools
Annette Hartlieb, Assistant Regional Superintendent of Schools*



1500 W. Jefferson St.,
Vandalia, IL 62471
618/283-5011 Fax 5013

101 N. 4th, Room 204,
Effingham, IL 62401
217/342-4363 Fax 3577

210 S. Webster
Taylorville, IL 62568
217/824-4730 Fax 2464

203 S. Main St.,
Hillsboro, IL 62049
217/532-9591 Fax 5756

DATE: January 11, 2024
TO: Bond, Christian, Effingham, Fayette, and Montgomery County Boards
FROM: Julie Wollerman, Regional Superintendent of Schools for Bond, Christian, Effingham, Fayette, & Montgomery Counties
SUBJECT: Quarterly Report

Article 3 of the School Code of Illinois (105 ILCS 5/3-5) requires that the Regional Superintendent of Schools shall report to the county boards on all his/her acts as superintendent as well as list schools visited and the dates of visitation. The attached reports fulfill this duty and covers the dates October 1, 2023 through December 31, 2023.

Central Office	
Regional Superintendent of Schools:	Julie Wollerman
Assistant Regional Superintendent:	Annette Hartlieb
Fayette County Office (Home County):	1500 W. Jefferson St. Vandalia, IL 62471 618-283-5011; FAX 5013
Christian County Office:	210 S. Webster, Taylorville, IL 62568 217-824-4730; FAX 2464
Effingham County Office:	101 N. 4th Rm. 204 Effingham, IL 62401 217-342-4363 FAX 3577
Montgomery County Office:	203 S. Main St. Hillsboro, IL 62049 217-532-9591 FAX 5756
Division Administrator:	Dawn Rosborough
ROE 3 Bookkeeper:	Nicole Blodgett
Christian County Administrative Assistant:	Sarah Huckstead
Effingham County Administrative Assistant:	Sharon Feldhake
Montgomery Co. Administrative Assistant:	Shay Jones
Truant Officer & SCAT Coordinator:	Julie Morell
Truant Officer:	Cathy Jones
Health/Life/Safety Inspector:	Dean Keller
Technology Specialist:	Mark Drone
Technology Director:	Tyler Charlesworth

Youth Education Services Division	
New Approach Alternative HS; FOCUS Safe Schools Program; AIM; RAP	1500 W. Jefferson, Vandalia, IL 62471 618-283-9311 FAX 9339
Aspire Alternative HS; TriStar Academy; AIM	1901 S. Fourth St. Suite 215, Effingham, IL 62401 217-342-2865
Revive Alternative HS; Phoenix Safe Schools Program	1100 Old Rte 66 North, Litchfield, IL 62056 217/408-2185
Principal – Vandalia site:	Laura Benhoff
Principal – Effingham site:	Amber Kidd
Principal – Raymond site:	Kristin Charlesworth
Student & Family Support Specialists:	Emily Nelson, Kaci Reiss, Madison Jones, Sadie Ruholl
TriStar Academy Safe School Program Instructor:	Theresa Coker
Aspire Alternative High School Instructors:	Rachel Koester, Katalyn Bourgeois, Lindsey Buck
FOCUS Safe School Program Instructor:	Katie Tate
New Approach Alternative High School Instructors:	Whitney Voyles, Leilani Deem, Beth Pichaske
Phoenix Save Schools Program Instructor:	Sherry Pratt
Revive Alternative High School Instructors:	Jordan Emery, Shannon Holtgrave
Classroom Engagement Facilitators:	Maisie Howard
Paraprofessionals:	Andrea Rhodes, Danielle Harden
Regular Attendance Program (RAP) Attendance Specialists:	Sondra Templeton, Megan Goodman, Bonnie Lester, Tiffany Sims
Office Operations Administrative Assistants:	Paula Wright, Meredith Yard
Learning Express Program Director:	Paula White
Learning Express Parent Educators, Recruiters & Advocates:	Lesley Keel, Caroline Kimbro, Jen Vitale, Michelle Marley, Callie Smith, Lisi Blake, Coral Christian, Yvette Alvarez
Educational Services Division	
Division Location:	1500 W. Jefferson Vandalia, IL 62471 618-283-5011 FAX 5013
Program Coordinator:	Angela Reeter
Instructional Coaches:	Annette McClintock, Tabitha Eller
Program Assistants:	Mary Adams
MVP Family Resource Specialist:	Savannah Holthaus

General Statistics for Region 3	
Number of ROE 3 Public School District	20
Number of ROE 3 Public School Buildings	64
Number of Special Education Cooperatives	2
Number of K-12 students Region 3	19,563
Number of Public School Administrators in Region 3	96
Number of Public School Teachers in Region 3	1,323
Square mileage of 5-county region	2,992 sq miles

**Regional Office of Education #3 ~ Bond, Christian, Effingham,
Fayette & Montgomery Counties**



*Julie Wollerman, Regional Superintendent of Schools
Annette Hartlieb, Assistant Regional Superintendent of Schools*

1500 W. Jefferson St.,
Vandalia, IL 62471
618/283-5011 Fax 5013

101 N. 4th, Room 204,
Effingham, IL 62401
217/342-4363 Fax 3577

210 S. Webster
Taylorville, IL 62568
217/824-4730 Fax 2464

203 S. Main St.,
Hillsboro, IL 62049
217/532-9591 Fax 5756

Second Quarter Report of Activities

October 2023 – December 2023

Bus Driver Trainings

Number Initial Trainings	Number of Initial Training Participants	Number Refresher Trainings	Number of Refresher Training Participants
4	40	8	179

Compliance (School Recognition)

School Compliance Visits
10

Educator Licensure

Type	Total
Total Licenses Issued	125
Total Educators Registered	180
Total Licenses Registered	180
Total Educator PEL Endorsements Issued	25
Total Substitute Authorizations Issued	44
Total Substitute Licenses Registered	61
Total Educator License with Stipulations (ELS - Paraprofessionals) Issued	15

**Regional Office of Education #3 - Bond, Christian, Effingham,
Fayette & Montgomery Counties**



*Julie Wollerman, Regional Superintendent of Schools
Annette Hartlieb, Assistant Regional Superintendent of Schools*

1500 W. Jefferson St.,
Vandalia, IL 62471
618/283-5011 Fax 5013

101 N. 4th, Room 204,
Effingham, IL 62401
217/342-4363 Fax 3577

210 S. Webster
Taylorville, IL 62568
217/824-4730 Fax 2464

203 S. Main St.,
Hillsboro, IL 62049
217/532-9591 Fax 5756

Health Life/Safety

Buildings Inspected	Building Permits Issued	Occupancy Permits Issued
35	1	4

High School Equivalency

HiSET Testings	Number of Record Requests/Verifications
0	95

Home School Registrations

Number of Home School Informational Requests	Number of Home School Registrations
15	2

Homeless Services

Number of Homeless Students - Area 5	Number of Homeless Students - ROE 3	Training Events	Number of Participants Trained	Number of Technical Assistance Calls	Number of School Monitoring Visits
4209	772	6	112	69	8

Learning Express - Early Childhood Services

Number of Families Served	Number of Children Served	Number of Home Visits	Number of Family Outreach/Parent Education Events	Number of Attendees to Outreach/Parent Education Events	Number of Intake Screenings	Number on Waiting List
70	81	253	15	202	9	6

**Regional Office of Education #3 ~ Bond, Christian, Effingham,
Fayette & Montgomery Counties**



*Julie Wollerman, Regional Superintendent of Schools
Annette Hartlieb, Assistant Regional Superintendent of Schools*

1500 W. Jefferson St.,
Vandalia, IL 62471
618/283-5011 Fax 5013

101 N. 4th, Room 204,
Effingham, IL 62401
217/342-4363 Fax 3577

210 S. Webster
Taylorville, IL 62568
217/824-4730 Fax 2464

203 S. Main St.,
Hillsboro, IL 62049
217/532-9591 Fax 5756

Professional Development

Number of Events/Trainings	Number of Participants	Teachers enrolled in Instructional Coaching	Principals/Superintendents enrolled in mentoring
36	2102	47	4

Regional Board of School Trustees

Meetings	Action
0	0

Regular Attendance Program

RAP Attendance Cases	Home Visits	Student Intervention Meetings	School Admin Contacts	Outside Agency Contacts
360	144	1659	245	58

Truancy Officer Services

Active Truancy Cases	Court Cases	Student Intervention Meetings	Home Visits	School Admin Contacts
170	9	719	98	83

SCAT (Student Crisis Assistance Team) Calls

Number of SCAT Calls
0

School Site Visits by ROE 3 Staff

Number of School Site Visits
404

**Regional Office of Education #3 ~ Bond, Christian, Effingham,
Fayette & Montgomery Counties**



*Julie Wollerman, Regional Superintendent of Schools
Annette Hartlieb, Assistant Regional Superintendent of Schools*

1500 W. Jefferson St.,
Vandalia, IL 62471
618/283-5011 Fax 5013

101 N. 4th, Room 204,
Effingham, IL 62401
217/342-4363 Fax 3577

210 S. Webster
Taylorville, IL 62568
217/824-4730 Fax 2464

203 S. Main St.,
Hillsboro, IL 62049
217/532-9591 Fax 5756

Student Work Permits – 5 Counties

Number of Student Work Permits
19

Youth Education Services – Aspire and New Approach Alternative High Schools; FOCUS and TriStar Academy Safe Schools Program

Number of Students Enrolled in Aspire/New Approach/Revive	Number of HS Graduates	Number of Students Enrolled in FOCUS/TriStar Academy/Phoenix
105	7	24



@RegionalOffice3 Follow us on Twitter!



Like us on Facebook! <https://goo.gl/uT4G1A>

Want More Information About the ROE? Have Questions About Anything In This Report?

Contact Regional Superintendent Julie Wollerman directly via email at juliewollerman@roe3.org.

Want To Be On Our Mailing List? Go to our website www.roe3.org and click on "Subscribe to eNews".

Rick Robbins

Montgomery County Sheriff

140 North Main St.

Hillsboro, IL 62049

Dispatch: (217) 532-9511

Office Manager: (217) 532-9512

Fax (217) 532-6318

Jail: (217) 532-9514

February 6, 2024

The Montgomery County Sheriff's Office respectfully submits the following report to the Montgomery County Board for the month of January, 2024.

Revenues Generated

Process Service and/or Sales:	\$	381.00
<u>Bond Fees:</u>		<u>417.00</u>
Total:	\$	798.00

Patrol/Investigation

Law Enforcement Incidents (dispatched by MCSO):

MCSO	517
Other LE Agencies	152

Civil/Criminal Paper Served: 51

Arrest Warrants Served: 9

MCSO Incidents within City Jurisdictions:

Butler	17	Nokomis	20
Coalton	0	Ohlman	3
Coffeen	10	Panama	8
Donnellson	17	Raymond	27
Farmersville	30	Schram City	0
Fillmore	7	Taylor Springs	21
Harvel	8	Waggoner	12
Hillsboro	125	Walshville	11
Irving	23	Witt	24
Litchfield	144		

Nature of Incident Total Incidents

911 Hang Up Call	10	
Abandoned Vehicle	3	
Panic / Burglary Alarm	20	
Assault	1	
Assist Other Agency		11
Battery	1	
Breathing Problems		1
Burglary	1	
Citizen Contact	8	
Convulsions or Seizures	2	
Disorderly Conduct	4	
Domestic Disturbance	12	
Controlled Substance Problem	4	
Electrical Hazard	0	
Other Medical / EMS	1	
Fire Alarm	1	
Foot Patrol	1	
Found Property	3	
Gunshots	2	
Investigation/Case Follow Up	1	
Jail Incident	9	
Stray Animal	0	
Missing Person	0	
Motorist Assist	14	
Traffic Accident No Injury	13	
Traffic Accident with Injuries	4	
Traffic Accident Unknown Injury	0	
Public Order Disturbance	1	
Open Line/Bad Signal	4	
Outside Fire	2	
Overdose / Poisoning	2	
Phone Call	0	
Police Other	30	
Prisoner Relay/Transport	7	
Property Exchange Civil Standby	1	
Psychological / Behavioral	7	
Recovered Stolen Vehicle	1	
Search Warrant	1	
Sex Offender Registration	9	
Suspicious Person, Circumstance	18	
Theft	10	
Theft of Vehicle	1	
Harassment/Stalking/Threats	7	

Traffic Hazard	4
Traffic Violation	8
Traffic Stop	106
Trespassing	2
Vehicle Fire	1
Violation OP/Stalking No Con	4
Lobby Walk-in	4
Wanted Person	4
Warrant Service	9
Weapon Offense	2
Weather Related Incident	2
Welfare Check	15

Corrections Division

Number of Detainees:

Males	62
Females	26
Total	88

Average of Daily Detainees: 30.74
Average Length of Stay: 25.62 days

Jail Incidents: 9

Communications Division

Daily Incident Count: 2,081

External Communications Division Contacts:

Animal Control	9	Health Dept.	6
Air Medical	1	IL Dept. of Conservation	0
Coroner	0	IL Dept. of Corrections	0
EMA	0	IL State Police	74
EMS	350	MABAS/Hazmat	0
Fire Departments	89	Probation Dept.	0
Hillsboro PD:	428	Litchfield PD:	545
Nokomis PD:	206		

**Office of The
Supervisor of Assessments
Montgomery County
1 Courthouse Square, Room 201
Hillsboro, IL. 62049**

Kendra Niehaus, CIAO
Phone: 217-532-9595

Chief County Assessment Officer
Email: assessor@montgomerycountyil.gov

January 29, 2024

GIS-

ArcGIS will no longer be supported beginning March 2026, ArcPro will be required. Kevin is working with IT to upgrade his system to be compatible with the new software.

-Full GIS report attached

Township and Multi Township Contracts-

Follow up letters for 2024 contracts were sent out for the 3rd time 2nd week of January to South Litchfield Township and Grisham Walshville East Fork MTAD. I did receive South Litchfield's and would like it to be approved at the next County Board meeting. Grisham Walshville East Fork MTAD is the last contract I am waiting on.

Board of Review-

A total of 89 complaints were received and the Board of Review is working on field work and will get their changes and notes to us to input into the system once they've completed them.

Portable Building Assessments-

It has come to my attention that portable buildings are to be assessed after speaking with other SOAs in surrounding counties, Montgomery County has never assessed portable buildings unless they were on a permit foundation or had plumbing or electric. I reached out to our CCAO President and several other counties and have received approx. 30 emails back stating they all assess portable buildings above a specific square footage ranging from 100-200sf regardless of foundation or plumbing/electric as well as supporting IL Supreme Court case and PTAB decision. I have emailed this information to SA Andrew and will wait to get his opinion. If these other counties are correct my staff will be working to correct these historical errors in 2024 and add all portable buildings over 200sf to the tax rolls.

Homestead Exemptions-

Homestead exemption renewals for seniors, disabled persons, and disabled veterans were mailed out February 2nd. My staff will be extremely busy in the coming weeks processing these forms as they come in. A total of 2,988 senior renewals, 327 disabled person renewals, and 225 disabled veteran renewals were mailed out. This year the Illinois Department of Revenue also requires the

income to be verified for the Senior Assessment Freeze Exemption and we have asked for copies of 1040s and 1099s to be submitted.

Tentative Multiplier from IDOR:

I submitted our abstract to the Illinois Department of Revenue after applying our township factors and we did receive our tentative multiplier of 1.0000%. The tentative 2023 Sales Ratio Study from the state is attached and you can see after applying our township factors we were able to get our number up closer to the 33.33% required by the state.



Montgomery County GIS



New projects:

- Boundary and Annexation Survey updates and corrections
- Yearly review of parcel changes for changes that were never officially recorded, in order to revert back to their original state any parcels for which the sale/division/etc fell through.

Ongoing Projects:

- Continuing search for annexation/municipal boundary verification documents across the county. I currently can only fully verify the borders of Waggoner, Ohlman, and Coalton. Ideally, I would like to have fully verified borders of all the municipalities in Montgomery County. Besides being *highly* useful for BAS and other Census Bureau projects, such data can also help cross-check the veracity of municipal taxation codes. When I mapped out the annexation history of Rockford, Illinois, for a previous employer, I discovered multiple properties that were recorded as having been annexed, but were not shown as paying taxes to the city- some of them for as much as 30 years. Even my currently incomplete data has located a handful of properties in the Litchfield and Hillsboro area that had similarly slipped through the cracks.

On the Back Burner:

- Maintenance and update of Land Use data

Concerns:

- Next year, the toolset that comes with the Boundary and Annexation Survey data will only work with ArcGIS Pro, as ArcGIS Desktop (my current GIS program) is being phased out. IT has been made aware of the need to shift to ArcGIS Pro.

As always, mapwork continues apace.



Illinois Department of Revenue
Property Tax Division
101 W. Jefferson St., MC 3-450
PO Box 19033
Springfield, IL 62794-9033
(217) 785-6619

M E M O R A N D U M

TO: Kendra Niehaus, Chief County Assessment Officer

FROM: Adrienne Suits Bailey, Manager
Property Tax Division

DATE: January 12, 2024

RE: Tentative Equalization Factor Hearing

Enclosed is the text of a legal notice that will be published in a newspaper of county-wide circulation on Thursday, January 18, 2024.

As mentioned in the notice, a hearing is scheduled regarding your county's tentative equalization factor. It is not mandatory that you or any other county officials attend this hearing; however, if you have pertinent testimony to offer regarding the estimated percentage to be applied to the aggregate assessment in your county, you should attend and testify.

You may also wish to incorporate the scheduled hearing in your public information program by having your county's newspaper feature an article on property tax assessments and equalization. If you have questions about this, please call the Sales Ratio and Equalization Section at (217) 785-6619.

ASB:ch

PUBLIC NOTICE
Notice of Public Hearing

In accordance with Section 17-20 of the Property Tax Code (35 ILCS 200/17-20), notice is hereby given that a public hearing will be held at 10:00 A.M. Tuesday, February 06, 2024, in the Offices of the Department of Revenue, 101 West Jefferson Street, Springfield, Illinois, for the purpose of taking evidence which may be pertinent to the Department's estimate of the percent to be applied to the aggregate assessment of locally assessed property in Montgomery County for the assessment year 2023. This hearing is required by the Property Tax Code.

Based on the comparison of assessed valuations, the analysis of property transfers, and other available information, the estimated percentage to be applied to the aggregate assessment of locally assessed property other than property assessed under Sections 10-110 through 10-140 and 10-170 through 10-200 of the Property Tax Code (35 ILCS 200/10-110 through 10-140 and 10-170 through 10-200) is 0.00%. Accordingly, the tentative equalization factor is 1.0000.

This meeting will be accessible to handicapped individuals in compliance with Executive Order #5 and pertinent state and federal laws upon notification of anticipated attendance. Handicapped persons planning to attend and needing special accommodations should contact Charles Hulett, either by telephone (217/785-6619), email at charles.a.hulett@illinois.gov or letter (Department of Revenue, Property Tax Division MC- 3-450, 101 West Jefferson Street, P. O. Box 19033, Springfield, Illinois 62794-9033), by Tuesday, January 30, 2024, to inform of their anticipated attendance.



David Harris
Director of Revenue

DH:ASB:ch



Illinois Department of Revenue
Property Tax Division
101 W. Jefferson St., MC 3-450
PO Box 19033
Springfield, IL 62794-9033
(217) 785-6619

M E M O R A N D U M

TO: Kendra Niehaus, Chief County Assessment Officer

FROM: Adrienne Suits Bailey, Manager
Property Tax Division

DATE: January 12, 2024

RE: MONTGOMERY COUNTY'S ADJUSTED LEVEL OF ASSESSMENTS

Enclosed are the Department's forms PTAX-215 and 236 showing the adjusted three-year level of assessments and the adjustments made by the Department to your county's sales ratio study to reflect the changes made by the Chief County Assessment Officer. Also enclosed is the form PTAX-210 used by the Department to calculate your county's 2023 tentative equalization factor.

Section 3-40 of the Property Tax Code (35 ILCS 200/3-40) requires the level of assessment to be between 31.33 and 35.33 for reimbursement of the Chief County Assessment Officer's salary. The basis for this determination is the three-year level of assessment after any evidence presented at the tentative equalization factor hearing is reviewed.

If you have any questions regarding the enclosed forms, please call the Sales Ratio and Equalization Section at (217) 785-6619.

ASB:ch

ILLINOIS DEPARTMENT OF REVENUE

CALCULATION OF TENTATIVE EQUALIZATION FACTOR FOR 2023
FOR MONTGOMERY COUNTY

1. a. 2020, 2021, 2022 Urban weighted three year average adjusted for assessment changes through 2023: 33.49
- b. 2023 S/A Adjustment? Yes No
2. Equalization factor needed to reach 33.33%: 0.9952 1.0000 (within 1%)
3. 2023 county total assessed value less Farm B and Coal assessments: \$510,333,086
4. Aggregate assessment for Farm B: \$168,547,528
5. Aggregate assessment for Coal: \$5,337,722
6. Aggregate assessment for non-farm (Line 2 x Line 3): \$510,333,066
7. Total county equalized assessed value (Lines 4 + 5 + 6): \$674,218,316
8. Percent Change 2022 - 2023 (Line 7 / 2022 Total Equalized Assessed Value): 8.5
9. Non-Farm less Farm A change 2022 - 2023: 8.2

2022)	\$477,898,476		2023)	\$515,670,788
	\$64,888,952			\$68,882,470
	\$413,009,524			\$446,788,318
			x	1.0000
				\$446,788,318

EQ by: MM 01/02/24
Initial Date

QR by: JS 1/4/24
Initial Date

CALCULATION OF FINAL EQUALIZATION FACTOR FOR 2023
FOR MONTGOMERY COUNTY

1. a. 2020, 2021, 2022 Urban weighted three year average adjusted for assessment changes through 2023: _____
- b. 2023 B/R Adjustment? Yes No
2. Equalization factor needed to reach 33.33%: _____
3. 2023 county total assessed value less Farm B and Coal assessments: _____
4. Aggregate assessment for Farm B: _____
5. Aggregate assessment for Coal: _____
6. Aggregate assessment for non-farm (Line 2 x Line 3): _____
7. Total county equalized assessed value (Lines 4 + 5 + 6): _____
8. Percent Change 2022 - 2023 (Line 7 / 2022 Total Equalized Assessed Value): _____
9. Non-Farm less Farm A change 2022 - 2023: _____

2022)	_____		2023)	_____
	_____			_____
	_____			_____
			x	_____

EQ by: _____
Initial Date

QR by: _____
Initial Date



ANDREW AFFRONTI
MONTGOMERY COUNTY
STATE'S ATTORNEY

Brian Bach
Assistant State's Attorney

February 01, 2024

Montgomery County Courthouse
120 N Main, Room 212
Hillsboro, IL 62049
(217) 532-9551
saoffice@montgomeryco.com

Clark Johnson
Assistant State's Attorney

Total Opened Cases for the Month of January

- 29 Felonies
- 7 Criminal Misdemeanors
- 3 Domestic Violence
- 1 Conservation
- 3 Driving Under the Influence
- 44 Major Traffic Violations
- 223 Traffic

Total Cases Closed for the Month of January, 2023

- 36 Criminal Felonies
- 8 Criminal Misdemeanor
- 4 Domestic Violence
- 7 Conservation
- 8 Driving Under the Influence
- 63 Major Traffic Violations
- 237 Traffic

Prepared by:

Gayle Woods
GAYLE WOODS
OFFICE ADMINISTRATOR

VETERANS ASSISTANCE COMMISSION

Superintendent Cassandra Hampton

Report for January, 2024

February Meeting, February 5, 2024

1. Monthly activities:

2. Veterans Service / Case Load:

- a. Referrals = 29
- b. Client contacts = 104
- c. Phone contacts = 161
- d. Equipment loans = 0
- e. Claims paid total =

	Category	Month	YTD
1	Transportation	0	20.00
0	Heating Fuel	0	0
1	Food	0	202.62
0	Utilities	0	0
0	Shelter	0	0
0	Water/Sewer	0	0
	Total	0	222.62

- e. Assistance with forms/applications = 65
- f. New clients Assistance 9
- g. Cell Phones for Soldiers Collected 0

Submitted this 5th day of February, 2024: Cassandra Hampton

Superintendent