

Annual Figures (by species)

Criteria:

Year to produce figures for (eg: 2023): 2024

Intakes 2024

	Jan	Feb	Mar	Apr	May	Jun	Jul	Aug	Sep	Oct	Nov	Dec	Total
Cat	7	6	6	6	6	6	0	0	0	0	0	0	37
Dog	21	29	20	11	16	11	0	0	0	0	0	0	108
Guinea Pig	0	0	0	0	0	4	0	0	0	0	0	0	4
Kittens (under 6 months)	9	1	7	14	14	35	0	0	0	0	0	0	80
Other	2	0	0	0	0	0	0	0	0	0	0	0	2
Puppies (under 6 months)	1	17	20	26	13	2	0	0	0	0	0	0	79
	40	53	53	57	49	58	0	0	0	0	0	0	310

Returns (Adoption) 2024

	Jan	Feb	Mar	Apr	May	Jun	Jul	Aug	Sep	Oct	Nov	Dec	Total
Dog	1	2	1	0	0	0	0	0	0	0	0	0	4
	1	2	1	0	0	0	0	0	0	0	0	0	4

Transferred In 2024

	Jan	Feb	Mar	Apr	May	Jun	Jul	Aug	Sep	Oct	Nov	Dec	Total
Dog	0	0	2	2	0	0	0	0	0	0	0	0	4
Puppies (under 6 months)	0	0	3	0	0	0	0	0	0	0	0	0	3
	0	0	5	2	0	0	0	0	0	0	0	0	7

Adoptions 2024

	Jan	Feb	Mar	Apr	May	Jun	Jul	Aug	Sep	Oct	Nov	Dec	Total
Cat	2	4	1	0	0	0	0	0	0	0	0	0	7
Dog	4	3	5	2	2	0	0	0	0	0	0	0	16

	Jan	Feb	Mar	Apr	May	Jun	Jul	Aug	Sep	Oct	Nov	Dec	Total
Kittens (under 6 months)	0	0	0	0	0	2	0	0	0	0	0	0	2
Other	0	1	0	0	0	0	0	0	0	0	0	0	1
	6	8	6	2	2	2	0	0	0	0	0	0	26

Euthanized 2024

	Jan	Feb	Mar	Apr	May	Jun	Jul	Aug	Sep	Oct	Nov	Dec	Total
Dog	0	1	0	0	1	4	0	0	0	0	0	0	6
	0	1	0	0	1	4	0	0	0	0	0	0	6

Died 2024

	Jan	Feb	Mar	Apr	May	Jun	Jul	Aug	Sep	Oct	Nov	Dec	Total
Dog	0	0	0	2	1	0	0	0	0	0	0	0	3
Kittens (under 6 months)	0	0	0	1	1	0	0	0	0	0	0	0	2
Puppies (under 6 months)	0	0	1	0	0	0	0	0	0	0	0	0	1
	0	0	1	3	2	0	0	0	0	0	0	0	6

DOA 2024

	Jan	Feb	Mar	Apr	May	Jun	Jul	Aug	Sep	Oct	Nov	Dec	Total
Puppies (under 6 months)	0	0	1	0	0	0	0	0	0	0	0	0	1
	0	0	1	0	0	0	0	0	0	0	0	0	1

Returned to Owner 2024

	Jan	Feb	Mar	Apr	May	Jun	Jul	Aug	Sep	Oct	Nov	Dec	Total
Cat	0	0	0	0	1	0	0	0	0	0	0	0	1
Dog	1	8	1	5	5	4	0	0	0	0	0	0	24
	1	8	1	5	6	4	0	0	0	0	0	0	25

Transferred Out 2024

	Jan	Feb	Mar	Apr	May	Jun	Jul	Aug	Sep	Oct	Nov	Dec	Total
Cat	5	8	6	9	4	4	0	0	0	0	0	0	36

	Jan	Feb	Mar	Apr	May	Jun	Jul	Aug	Sep	Oct	Nov	Dec	Total
Dog	9	17	16	13	3	6	0	0	0	0	0	0	64
Guinea Pig	0	0	0	0	0	4	0	0	0	0	0	0	4
Kittens (under 6 months)	1	10	2	10	5	31	0	0	0	0	0	0	59
Other	0	0	1	0	0	0	0	0	0	0	0	0	1
Puppies (under 6 months)	9	5	14	28	5	10	0	0	0	0	0	0	71
	24	40	39	60	17	55	0	0	0	0	0	0	235

Stolen 2024

	Jan	Feb	Mar	Apr	May	Jun	Jul	Aug	Sep	Oct	Nov	Dec	Total
Dog	0	2	0	0	0	0	0	0	0	0	0	0	2
	0	2	0	0	0	0	0	0	0	0	0	0	2

Live Outcomes 2024

	Jan	Feb	Mar	Apr	May	Jun	Jul	Aug	Sep	Oct	Nov	Dec	Total
Cat	7	12	7	9	5	4	0	0	0	0	0	0	44
Dog	14	28	22	20	10	10	0	0	0	0	0	0	104
Guinea Plg	0	0	0	0	0	4	0	0	0	0	0	0	4
Kittens (under 6 months)	1	10	2	10	5	33	0	0	0	0	0	0	61
Other	0	1	1	0	0	0	0	0	0	0	0	0	2
Puppies (under 6 months)	9	5	14	28	5	10	0	0	0	0	0	0	71
	31	56	46	67	25	61	0	0	0	0	0	0	286

Neutered/Spayed Shelter Animals In 2024

	Jan	Feb	Mar	Apr	May	Jun	Jul	Aug	Sep	Oct	Nov	Dec	Total
Cat	6	2	2	0	0	0	0	0	0	0	0	0	10
Dog	3	3	5	2	0	0	0	0	0	0	0	0	13
	9	5	7	2	0	0	0	0	0	0	0	0	23

Neutered/Spayed Non-Shelter Animals In 2024

	Jan	Feb	Mar	Apr	May	Jun	Jul	Aug	Sep	Oct	Nov	Dec	Total
Cat	0	0	5	0	0	0	0	0	0	0	0	0	5

	Jan	Feb	Mar	Apr	May	Jun	Jul	Aug	Sep	Oct	Nov	Dec	Total
	0	0	5	0	0	0	0	0	0	0	0	0	5

Microchipped Shelter Animals In 2024

	Jan	Feb	Mar	Apr	May	Jun	Jul	Aug	Sep	Oct	Nov	Dec	Total
Cat	8	2	0	0	1	0	0	0	0	0	0	0	11
Dog	3	4	8	4	4	3	0	0	0	0	0	0	26
Kittens (under 6 months)	1	0	0	0	0	0	0	0	0	0	0	0	1
Puppies (under 6 months)	1	0	1	1	0	2	0	0	0	0	0	0	5
	13	6	9	5	5	5	0	0	0	0	0	0	43

Microchipped Non-Shelter Animals In 2024

	Jan	Feb	Mar	Apr	May	Jun	Jul	Aug	Sep	Oct	Nov	Dec	Total
Cat	0	0	0	1	0	0	0	0	0	0	0	0	1
Dog	1	0	0	3	0	1	0	0	0	0	0	0	5
	1	0	0	4	0	1	0	0	0	0	0	0	6

Vaccinated Shelter Animals In 2024

	Jan	Feb	Mar	Apr	May	Jun	Jul	Aug	Sep	Oct	Nov	Dec	Total
Cat	6	3	0	0	0	3	0	0	0	0	0	0	12
Dog	11	14	12	6	11	10	0	0	0	0	0	0	64
Kittens (under 6 months)	7	0	0	1	0	5	0	0	0	0	0	0	13
Puppies (under 6 months)	1	15	6	16	3	2	0	0	0	0	0	0	43
	25	32	18	23	14	20	0	0	0	0	0	0	132

Vaccinated Non-Shelter Animals In 2024

	Jan	Feb	Mar	Apr	May	Jun	Jul	Aug	Sep	Oct	Nov	Dec	Total
Dog	0	0	0	0	0	2	0	0	0	0	0	0	2
Puppies (under 6 months)	1	0	0	0	0	0	0	0	0	0	0	0	1
	1	0	0	0	0	2	0	0	0	0	0	0	3

Monthly Figures (by species)

Criteria:

Month (1-12): 6

Year (eg: 2023): 2024

Cat

	1	2	3	4	5	6	7	8	9	10	11	12	13	14	15	16	17	18	19	20	21	22	23	24	25	26	27	28	29	30	Total	AVG
On Shelter	12	12	22	22	22	22	21	24	24	30	30	31	24	38	37	37	37	23	18	18	22	22	22	22	22	16	16	16	16	16		23.1
On Foster	20	20	20	20	20	20	20	20	20	20	20	20	20	20	21	21	21	21	21	21	21	21	21	21	21	21	21	21	21	21		20.5
Litters	0	0	0	0	0	0	0	0	0	0	0	0	0	0	0	0	0	0	0	0	0	0	0	0	0	0	0	0	0	0		0.0
Start Of Day	12	12	12	22	22	22	22	21	24	24	30	30	31	24	38	37	37	37	23	18	18	22	22	22	22	22	16	16	16	16		23.0
Incoming	0	0	10	1	0	0	0	3	0	6	0	1	0	14	0	0	0	0	0	0	6	0	0	0	0	0	0	0	0	0	41	1.4
Returned	0	0	0	0	0	0	0	0	0	0	0	0	0	0	0	0	0	0	0	0	0	0	0	0	0	0	0	0	0	0	0	0.0
Transferred In	0	0	0	0	0	0	0	0	0	0	0	0	0	0	0	0	0	0	0	0	0	0	0	0	0	0	0	0	0	0	0	0.0
From Fostering	0	0	0	0	0	0	0	0	0	0	0	0	0	0	0	0	0	0	0	0	0	0	0	0	0	0	0	0	0	0	0	0.0
From Other	0	0	0	0	0	0	0	0	0	0	0	0	1	0	0	0	0	0	0	0	0	0	0	0	0	0	0	0	0	0	1	0.0
In SubTotal	0	0	10	1	0	0	3	0	6	0	1	1	14	0	0	0	0	0	0	6	0	0	0	0	0	0	0	0	0	0		1.4
Adopted	0	0	0	1	0	0	1	0	0	0	0	0	0	0	0	0	0	0	0	0	0	0	0	0	0	0	0	0	0	0	2	0.1
Returned To Owner	0	0	0	0	0	0	0	0	0	0	0	0	0	0	0	0	0	0	0	0	0	0	0	0	0	0	0	0	0	0	0	0.0
Escaped	0	0	0	0	0	0	0	0	0	0	0	0	0	0	0	0	0	0	0	0	0	0	0	0	0	0	0	0	0	0	0	0.0
Stolen	0	0	0	0	0	0	0	0	0	0	0	0	0	0	0	0	0	0	0	0	0	0	0	0	0	0	0	0	0	0	0	0.0
Released To Wild	0	0	0	0	0	0	0	0	0	0	0	0	0	0	0	0	0	0	0	0	0	0	0	0	0	0	0	0	0	0	0	0.0
Transferred Out	0	0	0	0	0	0	0	0	0	0	0	0	8	0	0	0	0	14	5	0	2	0	0	0	0	6	0	0	0	0	35	1.2
To Fostering	0	0	0	0	0	0	0	0	0	0	0	0	0	0	1	0	0	0	0	0	0	0	0	0	0	0	0	0	0	0	1	0.0
To Retailer	0	0	0	0	0	0	0	0	0	0	0	0	0	0	0	0	0	0	0	0	0	0	0	0	0	0	0	0	0	0	0	0.0
Died	0	0	0	0	0	0	0	0	0	0	0	0	0	0	0	0	0	0	0	0	0	0	0	0	0	0	0	0	0	0	0	0.0
Euthanized	0	0	0	0	0	0	0	0	0	0	0	0	0	0	0	0	0	0	0	0	0	0	0	0	0	0	0	0	0	0	0	0.0
To Other	0	0	0	0	0	0	0	0	0	0	0	0	0	0	0	0	0	0	0	0	0	0	0	0	0	0	0	0	0	0	0	0.0
Out SubTotal	0	0	0	1	0	0	1	0	0	0	0	0	8	0	1	0	0	14	5	0	2	0	0	0	6	0	0	0	0	0		1.3
End Of Day	12	12	22	22	22	22	21	24	24	30	30	31	24	38	37	37	37	23	18	18	22	22	22	22	22	16	16	16	16	16		23.1

Dog

	1	2	3	4	5	6	7	8	9	10	11	12	13	14	15	16	17	18	19	20	21	22	23	24	25	26	27	28	29	30	Total	AVG
On Shelter	30	29	28	26	26	26	25	26	26	27	26	26	16	14	14	14	13	12	13	11	17	18	18	18	18	18	17	17	17	17		20.1
On Foster	36	36	37	37	37	37	37	37	37	37	37	37	37	38	38	38	37	37	37	37	37	37	37	37	37	37	38	38	38	38		37.2
Litters	0	0	0	0	0	0	0	0	0	0	0	0	0	0	0	0	0	0	0	0	0	0	0	0	0	0	0	0	0	0		0.0
Start Of Day	30	30	29	28	26	26	26	25	26	26	27	26	16	14	14	14	15	13	12	13	11	17	18	18	18	18	18	17	17	17		20.6
Incoming	0	0	0	0	0	0	1	0	2	0	0	0	0	0	0	0	0	2	0	6	1	0	1	0	0	0	0	0	0	0	13	0.4
Returned	0	0	0	0	0	0	0	0	0	0	0	0	0	0	0	0	0	0	0	0	0	0	0	0	0	0	0	0	0	0	0	0.0
Transferred In	0	0	0	0	0	0	0	0	0	0	0	0	0	0	0	0	0	0	0	0	0	0	0	0	0	0	0	0	0	0	0	0.0
From Fostering	0	0	0	0	0	0	0	0	0	0	0	0	0	0	0	0	0	0	0	0	0	0	0	0	0	0	0	0	0	0	0	0.0

**Circuit Clerk
County Board Report
June, 2024**

2

	<u>Monthly</u>	<u>Year to Date</u>
Circuit Clerk.....	\$ 14,619.33	\$ 97,129.06
County Fee.....	\$ 40.61	\$ 193.29
State's Attorney.....	\$ 7,336.34	\$ 49,669.79
Sheriff.....	\$ 813.99	\$ 12,745.02
Criminal.....	\$ 16,981.15	\$ 56,416.57
Traffic.....	\$ 2,801.06	\$ 20,893.21
Municipalities.....	\$ 12,080.63	\$ 106,093.91
Conservation.....	\$ 1,801.92	\$ 3,186.92
Overweight.....	\$ 29,329.43	\$ 164,747.67
Law Library.....	\$ 1,425.00	\$ 8,664.00
Court Fund.....	\$ 9,700.78	\$ 66,285.04
Automation.....	\$ 5,502.88	\$ 39,708.14
Court Security.....	\$ 7,823.81	\$ 53,146.10
Probation.....	\$ 4,414.63	\$ 52,003.89
Marriage.....	\$ 20.00	\$ 200.00
Driver Education.....	\$ 510.00	\$ 4,794.78
Violent Crime.....	\$ 2,043.88	\$ 15,578.59
Trauma.....	\$ 601.41	\$ 5,694.67
Medical Costs.....	\$ 390.00	\$ 2,027.81
Interest.....	\$ 2,041.90	\$ 17,475.15
Bonds.....	\$ 59,541.43	\$ 440,284.20
Child Support - Clerk.....	\$ 600.00	\$ 9,142.00
Child Support - SDU.....	\$ 145,240.59	\$ 1,223,293.29
Document Storage.....	\$ 5,510.59	\$ 39,605.37
Administrative Fee-Child Support.....	\$ 600.00	\$ 9,142.00

MONTHLY FINANCIAL REPORT OF COUNTY CLERK & RECORDER

I, Sandy Leitheiser, County Clerk and Recorder in and for the County of Montgomery and State of Illinois respectfully present the following report of all fees of my office and expenditures for tax redemption, earnings and fees collected and forwarded to the Treasurer of Montgomery County, for and during the month of June 2024, wherein I state the gross amount of all fees by me earned or received for official service during the month.

NATURE OF SERVICE

Tax Redemptions	9,926.52
County Clerk Services	11,821.25
Clerk's Vital Record Automation Fees	1,018.00
State Marriage License Domestic Violence Prevention Surcharge Fund	60.00
G.I.S. Fees (Cost Study Monthly Ave. \$5,400.00)	5,300.00
State Real Estate Transfer Tax	5,782.50
State Death Certificate Fund	840.00
Record Keeping Improvement Fees	16,526.63
Rental Housing Surcharge Program Fees sent to IDOR	4,392.00
Polling Place Accessibility GRANT	98,201.59
IVRS GRANT	7,084.32
GRAND TOTAL RECEIPTS	160,952.81

MINUS EXPENDITURES

State Real Estate Transfer Tax sent to IDOR	5,782.50
Tax Redemptions paid out	9,926.52
Clerk's Vital Record Automation Fees to Treasurer	1,018.00
Rental Housing Surcharge Program Fees sent to IDOR	4,392.00
Recordkeeping Improvement fees to Treasurer	16,526.63
G.I.S. Fees paid to Treasurer	5,300.00
State Death Certificate Fund	840.00
State Marriage License Domestic Violence Prevention Surcharge Fund	60.00
Polling Place Accessibility GRANT	98,201.59
IVRS GRANT	7,084.32
CLERK/REC EARNINGS DUE TO TREASURER	11,821.25

(State of Illinois)
(Montgomery County) SS

I, Sandy Leitheiser, County Clerk and Recorder, do solemnly swear that the foregoing is to the best of my knowledge, true and correct.

Sandy Leitheiser. County Clerk and Recorder

Enterprise Zone Activity June 2024

5

	Number of Businesses	Total Project Cost		
Pending	13	\$9,207,339		
Abated in 2023	2	\$1,880,188		
Abated in 2022	3	\$10,362,835		
Abated in 2024	6	\$4,151,845		
T.I.F 2022 - 2023	4	\$921,000		
New EZ Business Applications 2024		General Abatement application	REQUEST FOR ADD'L EZ Territory	
January	1	0		
February	2	0		
March	1	0		
April	1	0		
May	1	0		
June	0	0		
July				
August				
September				
October				
November				
December				
Total for 2024	5	0		
New EZ Business Applications 2023		General Abatement application	REQUEST FOR ADD'L EZ Territory	
January	1			
February	0			
March	0			
April	0			
May	2	1		
June	1			
July	1			
August	1		VISTA Solar Project	
September	1		Pioneer	
October	2			
November	1			
December	1			
TOTAL Applications	11	1		



Montgomery County Environmental Protection Agency

#1 Courthouse Square – Room 202, Hillsboro, Illinois 62049 – (217) 532-9577

6

June 2024 Report

Inspections

	June 2024	FY 2023
Open Dump Inspections	1	51
New Open Dump Sites	1	9
Sites brought into compliance	0	8
Landfill Inspections	0	11
Active Open Dump Inspections as	0	7

Active Site Inspections by Location

Fillmore: 1
Irving: 2
Nokomis: 2
Taylor Springs: 0
Waggoner: 3
Witt: 3
Litchfield: 2
Hillsboro: 4

Electronics Recycling Event Hosted in Litchfield: April 27th, 2024
12,672 Pounds collected

Fall Electronics Recycling Event will be in Hillsboro on September 14th,
2024 at the Highway Dept.

MONTGOMERY COUNTY HEALTH DEPARTMENT
CFY24

7

PUBLIC HEALTH

	DEC	JAN	FEB	MAR	APR	MAY	JUN	JUL	AUG	SEP	OCT	NOV
COMMUNICABLE DISEASES	4	5	10	8	6	5	7					
TB TESTS	34	31	57	82	49	62	42					
PATERNITY / DNA TESTING	4	6	6	2	7	9	2					
ACTIVE CASELOAD	43	54	47	42	33	41	40					
IMMUNIZATIONS	137	61	40	42	13	16	10					

ELDER SERVICES

CARE COORD PROG CLIENTS	683	678	672	666	662	652	663
NURSING HOME PREScreens	41	55	44	38	58	45	52
MEDICARE ENROLLMENTS	61	12	3	10	10	10	10

WIC

CLIENTS SEEN	251	348	351	307	269	271	254
LEAD SCREENINGS	14	25	28	18	22	27	38
HOME VISITS	9	10	11	9	13	12	4
IMMUNIZATIONS	273	177	152	168	194	216	224

ENVIRONMENTAL HEALTH

FOOD INSPECTIONS:							
PERMANENT	41	19	19	18	1	-	3
TEMPORARY	-	-	-	-	-	-	-
FOOD PERMITS ISSUED:							
PERMANENT	69	21	49	8	1	5	3
TEMPORARY	6	7	14	32	19	23	26
FOOD FACILITY COMPLAINTS	-	1	1	2	2	1	2
PRIVATE SEWAGE PERMITS ISSUED	2	1	7	3	2	4	3
PRIVATE WATER PERMITS ISSUED	-	-	1	-	-	-	-

BEHAVIORAL HEALTH

MENTAL HEALTH CASELOAD	562	454	563	519	523	511	N/A
NEW HORIZONS CASELOAD	7	7	7	7	7	7	N/A
ALCOHOL/SUBSTANCE USE CASELOAD	45	46	39	43	46	42	N/A
HELPLINE CALLS RECEIVED	2	3	4	2	2	5	N/A
HELPLINE FACE-TO-FACE	1	2	3	2	2	1	N/A
HELPLINE HOSPITALIZED	N/A	N/A	N/A	-	2	-	N/A

N/A: Information was not available at the time of this report.

MONTGOMERY COUNTY HEALTH DEPARTMENT
CFY24

	December	January	February	March	April	May	June	July	August	September	October	November	Yearly Totals
Actual Beginning Balance	\$3,884,324.73	\$4,199,176.21	\$4,212,532.97	\$4,203,670.48	\$4,210,476.95	\$4,235,525.29	\$4,146,548.51						
Beginning Checking Balance	\$2,278,402.23	\$2,593,253.71	\$1,293,498.40	\$1,284,635.91	\$1,291,442.38	\$1,316,490.72	\$1,227,513.94						
Income													
Local & PPR Taxes	\$5,374.87	\$11,885.47	\$0.00	\$7,008.87	\$6,251.46	\$15,113.57	\$0.00						\$45,634.24
Grants	\$567,217.00	\$264,961.92	\$261,779.78	\$256,249.92	\$218,670.33	\$245,900.02	\$211,031.94						\$2,025,810.91
Fees	\$210,882.68	\$94,650.07	\$78,952.83	\$149,388.03	\$140,292.89	\$64,347.39	\$34,038.37						\$772,552.26
Interest	\$8,092.69	\$6,793.85	\$4,516.22	\$4,157.93	\$4,864.94	\$4,624.52	\$4,035.42						\$37,085.57
Transfer In	\$26,947.91	\$0.00	\$0.00	\$0.00	\$0.00	\$0.00	\$0.00						\$26,947.91
Other	\$9,203.47	\$8,500.81	\$7,801.25	\$8,903.89	\$9,150.13	\$7,801.23	\$7,510.00						\$58,870.78
Total	\$827,718.62	\$386,792.12	\$353,050.08	\$425,708.64	\$378,229.75	\$337,786.73	\$256,615.73	\$0.00	\$0.00	\$0.00	\$0.00	\$0.00	
Expenditures													
Health Department Bills	\$229,999.46	\$183,632.86	\$167,612.71	\$225,434.50	\$164,650.75	\$110,231.44	\$330,823.86						\$1,412,385.58
Purchase of CD's	\$0.00	\$1,313,112.07	\$0.00	\$0.00	\$0.00	\$0.00	\$0.00						\$1,313,112.07
Purchase of Building	\$0.00	\$0.00	\$0.00	\$0.00	\$0.00	\$0.00	\$0.00						
Payroll	\$282,867.68	\$189,802.50	\$194,289.86	\$193,467.67	\$189,530.66	\$316,532.07	\$185,588.72						\$1,552,089.16
Total	\$512,867.14	\$1,686,547.43	\$361,912.57	\$418,902.17	\$354,181.41	\$426,763.51	\$516,412.58	\$0.00	\$0.00	\$0.00	\$0.00	\$0.00	
Ending Checking Balance	\$2,593,253.71	\$1,293,498.40	\$1,284,635.91	\$1,291,442.38	\$1,316,490.72	\$1,227,513.94	\$967,717.09	\$0.00	\$0.00	\$0.00	\$0.00	\$0.00	
Investments													
CD's (Beg. Bal.)	\$1,600,000.00	\$1,600,000.00	\$2,913,112.07	\$2,913,112.07	\$2,913,112.07	\$2,913,112.07	\$2,913,112.07						
CD Interest	\$0.00	\$0.00	\$0.00	\$0.00	\$0.00	\$0.00	\$0.00						
New CD's - tr. from ckg.	\$0.00	\$1,313,112.07	\$0.00	\$0.00	\$0.00	\$0.00	\$0.00						
Cash In CD - dep. to ckg.	\$0.00	\$0.00	\$0.00	\$0.00	\$0.00	\$0.00	\$0.00						
Ending Balance	\$1,600,000.00	\$2,913,112.07	\$2,913,112.07	\$2,913,112.07	\$2,913,112.07	\$2,913,112.07	\$2,913,112.07	\$0.00	\$0.00	\$0.00	\$0.00	\$0.00	
Working Cash Bal.	\$2,599,176.21	\$1,299,420.90	\$1,290,558.41	\$1,297,364.88	\$1,322,413.22	\$1,233,436.44	\$973,639.59						
Actual Ending Bal.	\$4,199,176.21	\$4,212,532.97	\$4,203,670.48	\$4,210,476.95	\$4,235,525.29	\$4,146,548.51	\$3,886,751.66						



MONTGOMERY COUNTY HIGHWAY DEPARTMENT

CODY A. GREENWOOD, COUNTY ENGINEER
11159 IL Route 185, Hillsboro, Illinois 62049
Phone 217-532-6109, Fax 217-532-6642

8

July 2024 Maintenance Report

The following maintenance items were performed in the month of June 2024:

Signage

Repair various signs

Miscellaneous

Picked up trash and dead deer
Milled off various washboard areas
Mowing ROW
Hauled materials to stockpiles for upcoming projects
Replaced culvert on Elevator Rd.
Patch potholes and edges
Replaced culvert on Witt Ave.
Replace/install entrance culverts

Cody A. Greenwood, P.E.
County Engineer

7-2-24

10

(June)

- (1) Do Monthly A.H.U.'s, Building's (6) ck lists.
- (2) Do Monthly Fire Ext. + Emergency Exit signs ck list. All (6) ^{Build}ings.
- (3) Do Weekly Building's ck list.
- (4) Do Weekly Mowing, Trimming, etc.
- (5) Do Weekly Generator's ck list. All (5).
- (6) Still waiting on steam-boiler piping to come in for Ct ceiling to install for old Court-House steam-boiler.
- (7) Install Plug to Secondary Top Fuel-Pump for Anima Control. Incinerator + Re Attach Diesel Fuel-Line, Return line to Tank, Blow out system.
- (8) Put together Dry Wall cart for shop use.
- (9) Power is Back on at Mower-shed.
- (10) Wash out (9) A/c Condensing Units East Side, 2nd Floor.
- (11) Put together (9) new Lift Decks together for ^{Old Court-House} District Robbin's, Circuit-Clerk's Area.
- (12) Put together New-chair (office) for Dispatch.
- (13) Help install New Washer for Jail-House, Junk old-one.
- (14) On ^{Sat} 6-8-24, Klein chimney Arrived + installed New Liner in Old Court-House chimney, I came in for Couple Hours.
- (15) Sprayed (22) Gallon's of Weed-Killer Around All facility owned Building's + Lots.
- (16) Had Trouble with T.V.'s at New Court-House, Lower channel not coming in, called Spark-light, having Antenna issue's.
- (17) Shut-Down Hydra-Therm Boiler at New Court-House During Heat-spell, Adjust Various VAV Air-Dampers Thru out New-Court-House (90+ Days for Several Weeks).
- (18) Fill in Pot-Hole's in Front of Sheriff's Building Parking-lot + Front + Back side-Walk's with Asphalt Patch.
- (19) Installed New Longer Sport's on our Diesel-Gar Cans + Drilled Hole's in Plastic Tank's to add Breather.
- (20) Scrubbed + cleaned Sitting-Benches behind New Court House, Mold Growing Between Wood slat's.
- (21) Suck out Water out of Kitchen Garbage Disposal for Bev s lighton.

- (22) Took Down Big Map in Circuit-clerk's office & Remounted on 3rd floor Wall at old Court-House for Sandy L.
- (23) Took Down (9) Certificate Pics, & (4) or (5) Plastic Mail-Boxes off Walls for County clerk's Dept.
- (24) Chg Back Entrance Door: outside Light Fixture for ROE Building, Bad Ballast, wired Around Ballast & installed 13 watt LED Bulb in Fixture.
- (25) Met with Bob Sneed & Insurance Adjuster to Look over Old & New Court-House Roofs & Jail-House / Sheriff's
- (26) We worked Juneteenth-Holiday, Painted ^{Building Roofs for} 2nd-Set of Front-Door's to New Court-House, Bottom _{Mail-Passage} Foyer-Panel's, Painted South-Door with (2) coats of Paint, Touched up Paint on Walls to 2nd-floor Secure-Hallway New-Court-House Plus couple Ceiling-Tile's & Finished a Desk for Circuit-clerk's Dept.
- (27) Got (5) Buckets of Dirt from Highway Dept. & Filled in Hole beside's New Court-House Parking-lot by Aisle.
- (28) Re-Fasten Guttering Back up on Sheriff's Building, Corner by F.I.T. split A/C Unit.
- (29) Put Top Window Pane Back into Place in Front stair-Case of Old Court-House.
- (30) Met with Construction, Rick Lanthorn, Curtis from F.I.T. Dept, Russ Jones from Hillsboro Electric About upcoming Project in County clerk's office.
- (31) F came Couple Weekend's, Both Sat & Sunday's to Empty Condensate Bucket, Basement of Old Court-House.
- (32) Encountered Several-calls after-Hour's, About Panic Alarm's Going off in County Clerk's Office.
- (33) Been taking out Trash at New Court-House, old House keeper & New House-keeper's husband has been Filling in for. Past Several-week's, New House-keeper sprained her Ankle, be out Another Week or Half, Dumpster too-High for Old Housekeeper

- (34) Construction in County-Clerk's office started on 6-25-29, we are keeping Plexi-Glass, Door + Cabinet Hardware, etc, Ceiling-Fan.
- (35) Mac's Fire & Safety Arrived for inspection / Test Kitchen - Hood at Jail-House kitchen.
- (36) Loaded up Junk Counter-Tops + Cabinets from County Clerk's Recorder's Area in Rick Lanthorn's Truck to get rid of.
- (37) Took more PlexiGlass Panels + Brackets out of Sandy L. Middle Rm, + store em in Basement Boiler Rm Ceiling-Fan, etc.
- (38) Install New Spring-loaded Dual-Door Seals on Front-Doors of New Court-House, Replaced Bad Seals, Leaking Water thru.
- (39) Re Attach Panic-Alarm to Tricia Maulding's Desk, Felt-Down.
- (40) Dispose (6) old Voter Signs for County-Clerk's office.
- (41) Install New Condensate Pump for AHU in Basement of Old Court-House, by Handy-Cap Entrance. Replacing Bucket, Rewire, Run Piping outside of Building, etc.
- (42) Do Monthly (July) AHU's ck. list at New Court-House + Jail-House, Pop-off Hot-water Heaters, Drain A/B/T
- (43) Do Monthly Int. A/C Units ck. list Also.
- (44) Replace Belt on Kitchen AHU Above Jail-House.
- (45) Found (2) Hole's in Ceiling-Tile's in Basement Int. Rm. at New Court-House, by Ware-Ham's Security, Pugged (1) Hole + Replaced (1) ~~2x4~~ ceiling-Tile.
- (46) Go thru (2) Boxes of Electrical-Items Left by Const-ruktion in New Court-House Paper-Rm. + Brought Down (5) New sticks of 1/2" Conduit.
- (47) Do Monthly (July) ck. list at ROE / Veteran's Buildings.
- (48) Do Monthly (July) ck. list at Animal-Control Build + Incinerator Building.
- (49) Do Monthly (July) Fire Ext, Exit / Emergency Lights ck. list at old-Court-House.
- (50) Replace Batteries in Thermostat, Conference Rm, ROE Build.
- (51) Replace (1) F.T.T-8 Bulb in fixture at Veteran's Build.

(52) - Replace (1) 42 watt Bulb, outside Fixture, Animal Control Bld.

Probation and Court Services Department

11

Fourth Judicial Circuit of Illinois

Montgomery County

Montgomery County Courthouse
120 N. Main
Hillsboro, Illinois 62049

Phone: 217-532-9506
FAX: 217-532-5792

Chief Managing Officer
BANE E. A. ULRICI
baneeu@montgomerycountyil.gov

July 2, 2024

Probation Officers
KENT R. LOVELACE
kentl@montgomerycountyil.gov

Senior Probation Officer
BRIAN T. HAMPTON
brianh@montgomerycountyil.gov

CHERYL R. MERANO
cherylm@montgomerycountyil.gov

Secretary
MELISSA LOAFMAN
melissal@montgomerycountyil.gov

JODI SPEISER
jodis@montgomerycountyil.gov

TO: HONORABLE
BOARD CHAIRMAN

FROM: BANE E. ULRICI
CHIEF MANAGING OFFICER

JUNE 2024 STATISTICS

RESTITUTION PAID BY ADULTS	\$ 2,010.76
PROBATION FEES PAID BY ADULTS	\$ 4,414.63
DRUG TEST FEES PAID BY ADULTS	\$ 176.25
VICTIM IMPACT PANEL FEES PAID BY ADULTS	\$ 681.47
ELEC. MONITORING FEES PAID BY ADULTS	\$ 25.00
DRUG COURT FEES	\$ 19.00
COURT SERVICES	\$ 222.00
DRUG COURT/MENTAL HEALTH	\$ 909.53
PROBATION OPS FEES	\$ 0
	<u>\$ 8,458.64</u>
RESTITUTION PAID BY JUVENILES	\$ 60.00
PROBATION FEES PAID BY JUVENILES	\$ 0
DRUG TEST FEES PAID BY JUVENILES	\$ 0
ELEC. MONITORING FEES PAID BY JUVENILES	\$ 0
	<u>\$ 60.00</u>
Total Adult & Juvenile:	\$ 8,518.64

TOTAL CASELOAD AS OF JUNE 30, 2024

CRIMINAL:	
Felony:	79
Misdemeanor:	11
DUI:	2
JUVENILE:	7
ADMINISTRATIVE:	571
(Adult & Juvenile)	

CIRCUIT: 04

DEPARTMENT: Montgomery

MONTH/YEAR: 6/2024 PREPARER: Bane Ullci PRB

I. Intakes Completed During Month

A. Full 11 B. Partial 0

II. Demographics of Intakes

A. Sex

	a. Felony	b. Other
1. Male	8	1
2. Female	2	0
3. Total	10	1

B. Age

	a. Felony	b. Other
1. 17 - Under	0	0
2. 18 - 20	0	0
3. 21 - 30	3	1
4. 31 - 40	5	0
5. 41 - 49	1	0
6. 50 - Over	1	0
7. Total	10	1

C. Race and Ethnicity

	a. Felony	b. Other
1. American Indian	0	0
2. Asian	0	0
3. Black	0	0
4. Hispanic	0	0
5. White	10	1
6. Other	0	0
7. Total	10	1

D. Background at Offense

	a. Felony	b. Other
1. Employed	5	1
2. High School Graduate	3	0

E. Felony Offense Classification

1. Class 1	0	4. Class 4	3
2. Class 2	2	5. Other	0
3. Class 3	5	6. Total	10

III. Restitution and Fees Ordered (Active and Administrative)

A. New Cases Ordered to Pay Restitution	0
B. Total Amount of Restitution Ordered	.00
C. Number of New Cases Ordered to Pay Fees	8

IV. Programs Ordered for New Cases (Active and Administrative)

A. Alcohol Treatment	0
B. Drug Treatment	0
C. Alcohol and Drug Treatment	0
D. Mental Health	1
E. Sex Offender Treatment	0
F. TASC	1

V. Programs Ordered for DUI Cases (Active and Administrative)

A. DUI Education	0
B. Treatment	0
C. Education and Treatment	0
D. Other (Explain)	0

VI. DUI Assessment Level (Active and Administrative)

	1. Level 1	2. Level 2	3. Level 3	4. No Assess	5. Total
	a. Sig b. Mod				
A. Probation	0	0	0	0	0
B. Conditional Discharge	0	0	0	0	0
C. Supervision	0	0	0	0	0
D. Total	0	0	0	0	0

VII

	a. Home Confinement		b. Supervised Pretrial Release	
	1. Ordered During Month	2. Total End of Month	1. Ordered During Month	2. Total End of Month
A. Electronically Monitored	0	8	0	0
B. Non-electronically Monitored	0	1	0	5
C. Total	0	9	0	5

JUNE 2024 STATISTICS

REVOCATIONS (Adults): 1


REVOCATIONS (Juveniles): 0

PUBLIC SERVICE EMPLOYMENT

Note: Public Service Stats are now reflective of active cases only. The total hours to be completed are reflective of those cases that have hours ordered and no longer reflect the hours pending court, hours with outstanding warrants, or hours transferred out of state.

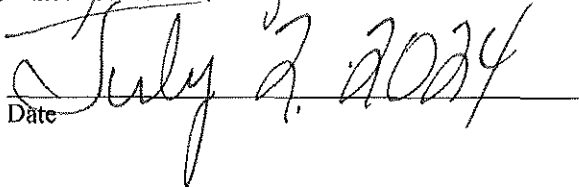
Public Service Employment-Balance-Adults: JUNE 2024	7276
Public Service Employment Added for Adult JUNE 2024	60
Public Service Employment Completed for Adult JUNE 2024	<u>190</u>
Remaining PSE hours to be completed-Adult: JUNE 2024	7146
Public Service Employment-Balance-Juvenile: JUNE 2024	180
Public Service Employment Added for Juvenile: JUNE 2024	0
Public Service Employment Completed for Juvenile: JUNE 2024	<u>30</u>
Remaining PSE hours to be completed: JUNE 2024	150

RESPECTFULLY SUBMITTED BY:



Batee Ulrici

Date



July 7, 2024

VIII. Active Caseload

	a.Felony	b.Misdemeanor	c.DUI	d.Traffic	e.Total
A. Beginning Caseload	71	11	1	0	83
B. Admissions					
1. Probation	9	0	0	0	9
2. Conditional Discharge	1	0	0	0	1
3. Supervision	0	0	1	0	1
4. Subtotal (1+2+3)	10	0	1	0	11
C. Readmitted Administrative	1	0	0	0	1
D. Subtotal (A+B.4)+C	82	11	2	0	95
E. Cases Dropped					
1. Scheduled Termination	0	0	0	0	0
2. Early Termination	0	0	0	0	0
3. Absconder/Warrant	0	0	0	0	0
4. Revoked-Technical Violation	0	0	0	0	0
5. Revoked-New Violation	0	0	0	0	0
6. Alternate DOC Commitment	1	0	0	0	1
7. Unsatisfactory Termination	1	0	0	0	1
8. Transferred Out	1	0	0	0	1
9. Other (explain)	0	0	0	0	0
10. Deceased	0	0	0	0	0
11.Subtotal (add 1 through 10)	3	0	0	0	3
F. Total (D-E 11)	79	11	2	0	92

IX. Commitments to Department of Corrections

Number 2

X. Interstate Compact Cases

Number 1

F. Employed

XI. Classification of Active Caseload

	1.Very High	2.High	3.Moderate	4.Low/Mod	5.Low	6.Unclass	7.Total
A. Felony	0	5	31	2	7	34	79
B. Misdemeanor	0	0	3	0	2	6	11
C. DUI	0	0	1	0	0	1	2
D. Traffic	0	0	0	0	0	0	0
E. Total	0	5	35	2	9	41	92

XII. Administrative Caseload

A. Active 438
B. Inactive 124

XIII. Full-Presentence Investigations
Ordered/Pending

A. Number 7 B. Number 21

XIV. Investigations Completed

	1.Felony	2.Misdemeanor	3.DUI	4.Traffic	5.Total
A. Pre-sentence	5	0	0	0	5
B. Abbreviated PSI	0	0	0	0	0
C. Pretrial Bond Reports	0	0	0	0	0
D. Record Check	0	0	0	0	0
E. JDP	0	0	0	0	0
F. Other (Explain)	0	0	0	0	0


XV. Case Violations Reported

	A.Technical	B.New Offense
Violations Reported	1	1

XVI. Court Action on Violations

	1.Technical	2.New Offense
A. No Violation	2	2
B. Violation	0	2
C. Total	2	4

Signature of Approval by Chief/Director



CIRCUIT: 04

DEPARTMENT: Montgomery

MONTH/YEAR: 6/2024 PREPARER: Baneer Ulrici PRB

I. New Referrals

A. Adult	Felony		Misdemeanor		DUI		Traffic		Ordinance		Other(explain)		Total	
	Hours	Cases	Hours	Cases	Hours	Cases	Hours	Cases	Hours	Cases	Hours	Cases	Hours	Cases
1. Reporting	0	0	0	0	0	0	0	0	0	0	0	0	0	0
2. Non-reporting	60	2	0	0	0	0	0	0	0	0	0	0	60	2
3. Total	60	2	0	0	0	0	0	0	0	0	0	0	60	2

B. Juvenile	Delinquency		Traffic		Ordinance		Other(explain)		Total	
	Hours	Cases	Hours	Cases	Hours	Cases	Hours	Cases	Hours	Cases
1. Reporting	0	0	0	0	0	0	0	0	0	0
2. Non-reporting	0	0	0	0	0	0	0	0	0	0
3. Total	0	0	0	0	0	0	0	0	0	0

II. Placements

	Adult	Juvenile
A. Number of Initial Placements	0	0
B. Number of Re-Placed	0	0
C. Total Number In Placement	41	1

III. Hours Completed During Month

A. Adult	23.00
B. Juvenile	.00


IV. Worksites

A. Number Beginning of Month	89
B. Number Added During Month	0
C. Number Dropped During Month	0
C. Total Number End of Month	89

V. Caseload Summary

	1. Adult		2. Juvenile	
	Hours	Cases	Hours	Cases
A. Caseload Beginning of Month	7276	95	180	3
B. Cases Added During Month(1.A & B)	60	2	0	0
C. Cases Dropped During Month				
1. Satisfactory Completion	190	4	30	1
2. Transferred Out	0	0	0	0
3. Modifications	0	0	0	0
4. Revocations	0	0	0	0
5. Dropped Administratively	0	0	0	0
6. Other (Specify on Reverse)	0	0	0	0
7. Total Dropped	190	4	30	1
D. Caseload End of Month (A+B-C)	7146	93	150	2

Signature of Approval by Chief/Director



CIRCUIT: 04

COUNTY: Montgomery

MONTH/YEAR: 6/2024 PREPARER: Bane Urlci PRB

I. Juvenile Court Activity

	1.Delinquency	2.Addiction	3.MRAI	4.Truancy	5.Neglect /Abuse	6.Dependant	7.Total
A. Petitions Filed	2	0	0	0	1	0	3
B. Court Action During Month							
1. Petitions Dismissed	0	0	0	0			0
2. Continued Under Supervision	0	0	0	0			0
3. Adjudication	0	0	0	0			0

II. Criminal Prosecutions

A. Automatic	
B. Discretionary	
C. Total	

III. Admissions During Month to Active Caseload

IV. Demographics for Admissions

A. Sex	Formal	Informal	C. Race/Ethnicity	Formal	Informal
Male	0	0	American Indian/Eskimo	0	0
Female	0	0	Asian/Pacific Islander	0	0
Total	0	0	Black	0	0
			Hispanic Origin	0	0
			White	0	0
			Other	0	0
B. Age	Formal	Informal	Total	0	0
12-Under	0	0			
13	0	0			
14	0	0			
15	0	0			
16	0	0			
17-over	0	0			
Total	0	0			

V. Intakes Completed

A. Full	0
B. Partial	0
C. Total	0

	Formal	Informal
A. Delinquency	0	0
B. Addiction	0	0
C. MRAI	0	0
D. Truancy	0	0
E. Neglect /Abuse	0	0
F. Dependant	0	0
G. Total	0	0

D. Education (Delinquency Only)

Enrolled in School at Offense	Formal	Informal
	0	0

VII. Court Ordered Programs

A. Alcohol	0
B. Drug Treatment	0
C. Alcohol & Drug Treatment	0
D. Youth Services Agency	0
E. Mental Health	0
F. Alternative Education	0
G. TASC	0
H. UDIS	0
I. JTPA	0
J. Other (explain)	0

VI. Restitution and Fees Ordered (Active and Administrative)

A. New Cases Ordered To Pay Restitution	0
B. Total Amount of Restitution Ordered	.00
C. Number of New Cases Ordered to Pay Fees	0

VIII. Placements

	1.In State	2.Out of State	3.Total
A. Number Beginning of Month	0	0	0
B. Ordered Placed During Month			
1. Foster Home	0	0	0
2. Group Home	0	0	0
3. Resid. Treatment	0	0	0
4. With Relative	0	0	0
5. Subtotal	0	0	0
C. Number Removed During Month	0	0	0
D. Total End of Month	0	0	0

IX. Active Caseload

	a.Probation	b.Supervision	c.Cont. Under Supervision	d.Informal	e.Other	f.Total
A. Caseload Beg. of Month	1	1	2	4	0	8
B. New Admissions	0	0	0	0	0	0
C. Re-admitted from Admin.	0	0	0	0	0	0
D. Transferred In	0	0	0	0	0	0
E. Subtotal (A+B+C+D)	1	1	2	4	0	8
F. Cases Dropped						
1. Scheduled Termination	0	0	0	0	0	0
2. Early Termination	0	0	0	0	0	0
3. Absconder/Warrent	0	0	0	0	0	0
4. Revoked-Technical	0	0	0	0	0	0
5. Revoked-New Offense	0	0	0	0	0	0
6. Alternate DOC Commit	0	0	0	0	0	0
7. Unsatisfactory Termination	0	0	1	0	0	1
8. Transferred Out	0	0	0	0	0	0
9. Other (explain)	0	0	0	0	0	0
10. Deceased	0	0	0	0	0	0
10. Subtotal (Add 1 - 10)	0	0	1	0	0	1
G. Caseload End of Month (E-F11)	1	1	1	4	0	7

X. Commitments to DOC

A. Full	0
B. Evaluation	0
C. Habitual Juv. Off.	0
D. Violent Juv. Off.	0
E. Total	0

	g.Education	XI. Intstate Cases
		Number
		0
		0
		0
		0
		0
		1
		0
		0
		0
		1
		0
		0
		1
		0
		0
		1
		6

XIII. Classification of Active Caseload

	a.Very High	b.High	c.Moderate	d.Low/Mod	e.Low	f.Unclass	g.Total
A. Probation	0	0	0	0	0	1	1
B. Supervision	0	0	0	0	1	0	1
C. Cont. Under Sup.	0	0	0	0	0	1	1
D. Informal	0	0	3	0	1	0	4
E. Other	0	0	0	0	0	0	0
F. Total	0	0	3	0	2	2	7

XIV. Investigations

	Completed
A. Social Histories	0
B. Adoption	0
C. Contested Custody	0
D. Suppl. Soc. Hist.	0
E. Intake Screening	0
F. Other (Explain)	0
G. Total	0

XV. Case Violations Reported

	1. Technical	2. New Offense	3. Total
Violations Reported	0	0	0

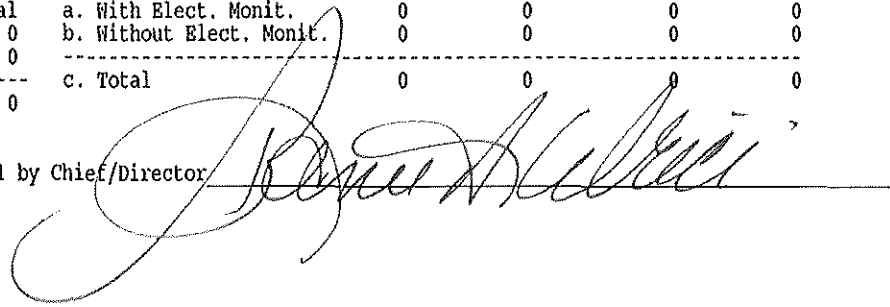
XVI. Court Action on Violations

	1. Technical	2. New Offense	3. Total
A. No Violation	0	0	0
B. Violation Found	0	0	0
C. Total Court Action	0	0	0

XVII. Home Detention/Electronic Monitoring

	A. PreAdjud. Home Det.		B. Post Adjud. Home Det.	
	1. Ordered this Month	2. End of Month	1. Ordered this Month	2. End of Month
a. With Elect. Monit.	0	0	0	0
b. Without Elect. Monit.	0	0	0	0
c. Total	0	0	0	0

Signature of Approval by Chief/Director



JUNE 2024 STATISTICS

NEW CASES

Felony	10
Misdemeanor	0
DUI	2
Juvenile	0

DISCHARGES

Felony	3
Misdemeanor	0
DUI	0
Juvenile	1

PRESENTENCE (Adults)

Assigned	10
Disposed	3
Supplement Reports	0
Pending	6

DISPOSITIONAL REPORTS

Assigned	0
Disposed	0
Supplement Reports	0
Pending	0

HOME STUDY

Assigned	0
Disposed	0
Supplement Reports	0
Pending	0

Regional Office of Education

Budget Report December 1, 2023 - November 30, 2024

Expenses	Budget	December	January	February	March	April	May	June	July	August	September	October	November
Clerical Salaries	\$168,245.00	\$13,865.26	\$13,865.26	\$13,865.26	\$13,865.26	\$13,865.26							
Truant Officer Sal	\$13,572.00	\$1,116.07	\$1,116.07	\$1,116.07	\$1,116.07	\$1,116.07							
Life Safety Salary	\$10,777.00	\$883.33	\$883.33	\$883.33	\$883.33	\$883.33							
IMRF	\$9,193.00	\$533.34	\$777.53	\$777.53	\$777.53	\$777.53							
Social Security	\$14,733.00	\$1,213.65	\$1,213.65	\$1,213.65	\$1,213.65	\$1,213.65							
Unemployment	\$690.00		\$34.03			\$403.21							
Maintenance Equip.	\$1,600.00	\$88.35	\$73.97	\$73.56	\$82.28	\$89.96							
Worker's Comp. Ins.	\$1,156.00												
Bond	\$200.00												
Telephone	\$3,500.00	\$214.50	\$214.50	\$214.50	\$194.50	\$214.43							
Travel/Seminars	\$7,500.00	\$780.77	\$634.85	\$1,176.96	\$730.38	\$808.40							
Postage	\$991.00		\$25.52	\$23.00		\$340.00							
Printing/Publishing	\$0.00												
Computer Services	\$0.00												
Dues/Fees	\$1,000.00												
Office Supplies	\$1,500.00		\$554.53	\$84.10	\$34.98	\$826.39							
Equip.Purchases	\$0.00												
Total	\$234,657.00	\$18,695.27	\$19,393.24	\$19,427.96	\$18,897.98	\$20,538.25	\$0.00	\$0.00	\$0.00	\$0.00	\$0.00	\$0.00	\$0.00

Total Exp to Date \$96,952.70

Total Budget Minus Expenses to Date \$137,704.30
 FY20 Overspent by -540.91
 FY21 Overspent by -807.12
 FY22 Underspent by 180.80
 FY22 Under paid by Montgomery County -\$0.08
 FY23 Overpayment by Montgomery County \$1.00
 FY23 Underspent to bring to Zero From Previous Balances \$1,166.31

Total FY24 Budget Remaining \$137,704.30

Expenditure Report

Printed: 06/27/2024 2:58:17PM

Regional Office of Education #3

Date Range: 4/1/2024 to 4/30/2024

County Fund 18			
Function	2110	Attendance & Social Serv	
Object	100	Salaries	
Account Number	Description	M.T.D. Activity	

Attendance & Social Serv

Salaries

18.2110.110.03	Julie Morell	324.42							
Description	Expensed/Received/Posted	Amount	Chk,Rec,Tran	Chk / PO	Vendor Name	Batch#/Po\$	PO# /Misc Ref.	Invoice#	Invoice
Gross Pay Expense	4/30/24	324.42	7763			29	G1		
	JS Total	\$324.42							

18.2110.110.15	Cathy Jones	791.67							
Description	Expensed/Received/Posted	Amount	Chk,Rec,Tran	Chk / PO	Vendor Name	Batch#/Po\$	PO# /Misc Ref.	Invoice#	Invoice
Gross Pay Expense	4/30/24	791.67	7763			29	G1		
	JS Total	\$791.67							

100 Salaries

1,116.09

-- Object

Employee Benefits

18.2110.212.03	IMRF - Julie Morell	16.84							
Description	Expensed/Received/Posted	Amount	Chk,Rec,Tran	Chk / PO	Vendor Name	Batch#/Po\$	PO# /Misc Ref.	Invoice#	Invoice
Imrf Match	4/30/24	16.84	7763			29	RM		
	JS Total	\$16.84							

18.2110.212.15	IMRF - Cathy Jones	41.09							
Description	Expensed/Received/Posted	Amount	Chk,Rec,Tran	Chk / PO	Vendor Name	Batch#/Po\$	PO# /Misc Ref.	Invoice#	Invoice
Imrf Match	4/30/24	41.09	7763			29	RM		
	JS Total	\$41.09							

18.2110.213.03	SS/Med - Julie Morell	24.82							
Description	Expensed/Received/Posted	Amount	Chk,Rec,Tran	Chk / PO	Vendor Name	Batch#/Po\$	PO# /Misc Ref.	Invoice#	Invoice
Fica Match	4/30/24	24.82	7763			29	FR		
	JS Total	\$24.82							

18.2110.213.15	SS/Med - Cathy Jones	60.56							
Description	Expensed/Received/Posted	Amount	Chk,Rec,Tran	Chk / PO	Vendor Name	Batch#/Po\$	PO# /Misc Ref.	Invoice#	Invoice
Fica Match	4/30/24	60.56	7763			29	FR		
	JS Total	\$60.56							

200 Employee Benefits

143.31

-- Object

Purchased Services

18.2110.380.52	Workers Comp Insurance	0.00							
----------------	------------------------	------	--	--	--	--	--	--	--

Expenditure Report

Printed: 06/27/2024 2:58:17PM

Regional Office of Education #3

Date Range: 4/1/2024 to 4/30/2024

County Fund 18	
Function	2110 Attendance & Social Serv
Object	300 Purchased Services
Account Number	Description M.T.D. Activity

18.2110.380.54	Unemployment Insurance	28.46							
Description	Expensed/Received/Posted	Amount	Chk,Rec,Tran	Chk / PO	Vendor Name	Batch#/Po\$	PO# /Misc Ref.	Invoice#	Invoice
1st Qtr Unemployment Insurance	4/29/24	28.46	8286	4/29/24	IL Department of Emp Security	42909			4/29/24
	AP Total	\$28.46	\$28.46						

300 Purchased Services

28.46

** Object

2110 Attendance & Social Serv

\$1,287.86

* Function

Support Serv General Admn

Salaries

18.2300.110.01	Jill Wright	0.00							
18.2300.110.02	Dawn Rosborough	2,564.58							
Description	Expensed/Received/Posted	Amount	Chk,Rec,Tran	Chk / PO	Vendor Name	Batch#/Po\$	PO# /Misc Ref.	Invoice#	Invoice
Gross Pay Expense	4/30/24	2,564.58	7763			29	G1		
	JS Total	\$2,564.58							

18.2300.110.121	Shay Jones	2,453.83							
Description	Expensed/Received/Posted	Amount	Chk,Rec,Tran	Chk / PO	Vendor Name	Batch#/Po\$	PO# /Misc Ref.	Invoice#	Invoice
Gross Pay Expense	4/30/24	2,453.83	7763			29	G1		
	JS Total	\$2,453.83							

18.2300.110.132	Sarah Lin	0.00							
18.2300.110.143	Sharon Feldhake	2,881.67							
Description	Expensed/Received/Posted	Amount	Chk,Rec,Tran	Chk / PO	Vendor Name	Batch#/Po\$	PO# /Misc Ref.	Invoice#	Invoice
Gross Pay Expense	4/30/24	2,881.67	7763			29	G1		
	JS Total	\$2,881.67							

18.2300.110.148	Nicole Blodgett	3,235.18							
Description	Expensed/Received/Posted	Amount	Chk,Rec,Tran	Chk / PO	Vendor Name	Batch#/Po\$	PO# /Misc Ref.	Invoice#	Invoice
Gross Pay Expense	4/30/24	3,235.18	7763			29	G1		
	JS Total	\$3,235.18							

18.2300.110.78	Sarah Huckstead	2,730.00							
Description	Expensed/Received/Posted	Amount	Chk,Rec,Tran	Chk / PO	Vendor Name	Batch#/Po\$	PO# /Misc Ref.	Invoice#	Invoice
Gross Pay Expense	4/30/24	2,730.00	7763			29	G1		
	JS Total	\$2,730.00							

100 Salaries

13,865.26

** Object

Employee Benefits

Expenditure Report

Printed: 06/27/2024 2:58:17PM

Regional Office of Education #3

Date Range: 4/1/2024 to 4/30/2024

County Fund 18										
Function 2300 Support Serv General Admn										
Object 200 Employee Benefits										
Account Number	Description	M.T.D. Activity								
18.2300.212.01	IMRF - Jill Wright	0.00								
18.2300.212.02	IMRF - Dawn Rosborough	133.10								
Description	Expensed/Received/Posted	Amount	Chk,Rec,Tran	Chk / PO	Vendor Name	Batch#/Po\$	PO# /Misc Ref.	Invoice#	Invoice	
Imrf Match	4/30/24	133.10	7763			29	RM			
	JS Total	\$133.10								
18.2300.212.121	IMRF - Shay Jones	127.35								
Description	Expensed/Received/Posted	Amount	Chk,Rec,Tran	Chk / PO	Vendor Name	Batch#/Po\$	PO# /Misc Ref.	Invoice#	Invoice	
Imrf Match	4/30/24	127.35	7763			29	RM			
	JS Total	\$127.35								
18.2300.212.132	IMRF - Sarah Lin	0.00								
18.2300.212.143	IMRF - Sharon Feldhake	149.56								
Description	Expensed/Received/Posted	Amount	Chk,Rec,Tran	Chk / PO	Vendor Name	Batch#/Po\$	PO# /Misc Ref.	Invoice#	Invoice	
Imrf Match	4/30/24	149.56	7763			29	RM			
	JS Total	\$149.56								
18.2300.212.148	IMRF - Nicole Blodgett	167.90								
Description	Expensed/Received/Posted	Amount	Chk,Rec,Tran	Chk / PO	Vendor Name	Batch#/Po\$	PO# /Misc Ref.	Invoice#	Invoice	
Imrf Match	4/30/24	167.90	7763			29	RM			
	JS Total	\$167.90								
18.2300.212.78	IMRF - Sarah Huckstead	141.69								
Description	Expensed/Received/Posted	Amount	Chk,Rec,Tran	Chk / PO	Vendor Name	Batch#/Po\$	PO# /Misc Ref.	Invoice#	Invoice	
Imrf Match	4/30/24	141.69	7763			29	RM			
	JS Total	\$141.69								
18.2300.213.01	SS/Med - Jill Wright	0.00								
18.2300.213.02	SS/Med - Dawn Rosborough	196.19								
Description	Expensed/Received/Posted	Amount	Chk,Rec,Tran	Chk / PO	Vendor Name	Batch#/Po\$	PO# /Misc Ref.	Invoice#	Invoice	
Fica Match	4/30/24	196.19	7763			29	FR			
	JS Total	\$196.19								
18.2300.213.121	SS/Med - Shay Jones	187.72								
Description	Expensed/Received/Posted	Amount	Chk,Rec,Tran	Chk / PO	Vendor Name	Batch#/Po\$	PO# /Misc Ref.	Invoice#	Invoice	
Fica Match	4/30/24	187.72	7763			29	FR			
	JS Total	\$187.72								
18.2300.213.132	SS/Med - Sarah Lin	0.00								

Expenditure Report

Printed: 06/27/2024 2:58:17PM

Regional Office of Education #3

Date Range: 4/1/2024 to 4/30/2024

County Fund 18										
Function		2300	Support Serv General Admn							
Object		200	Employee Benefits							
Account Number	Description	M-T-D		Activity						
18.2300.213.143	SS/Med - Sharon Feldhake	220.45								
Description	Expensed/Received/Posted	Amount	Chk,Rec,Tran	Chk / PO	Vendor Name	Batch#/Po\$	PO# /Misc Ref.	Invoice#	Invoice	
Fica Match	4/30/24	220.45	7763			29	FR			
	JS Total	\$220.45								
18.2300.213.148	SS/Med - Nicole Blodgett	247.49								
Description	Expensed/Received/Posted	Amount	Chk,Rec,Tran	Chk / PO	Vendor Name	Batch#/Po\$	PO# /Misc Ref.	Invoice#	Invoice	
Fica Match	4/30/24	247.49	7763			29	FR			
	JS Total	\$247.49								
18.2300.213.78	SS/Med - Sarah Huckstead	208.85								
Description	Expensed/Received/Posted	Amount	Chk,Rec,Tran	Chk / PO	Vendor Name	Batch#/Po\$	PO# /Misc Ref.	Invoice#	Invoice	
Fica Match	4/30/24	208.85	7763			29	FR			
	JS Total	\$208.85								
200 Employee Benefits		1,780.30		-- Object						
Purchased Services										
18.2300.320	Postage	340.00								
Description	Expensed/Received/Posted	Amount	Chk,Rec,Tran	Chk / PO	Vendor Name	Batch#/Po\$	PO# /Misc Ref.	Invoice#	Invoice	
5 Rolls Forever Stamps	4/10/24	340.00	32172	4/10/24	United States Postal Service	41004			4/10/24	
	AP Total	\$340.00	\$340.00							
18.2300.326	Bond	0.00								
18.2300.327	Dues & Fees	0.00								
18.2300.328	Maintenance Equipment	42.71								
Description	Expensed/Received/Posted	Amount	Chk,Rec,Tran	Chk / PO	Vendor Name	Batch#/Po\$	PO# /Misc Ref.	Invoice#	Invoice	
Feb/Mar Copies Hillsboro/Taylorville	4/10/24	42.71	32164	4/10/24	GreatAmerica Financial Services	41004		36252550	4/1/24	
	AP Total	\$42.71	\$42.71							
18.2300.332	Travel	808.40								
Description	Expensed/Received/Posted	Amount	Chk,Rec,Tran	Chk / PO	Vendor Name	Batch#/Po\$	PO# /Misc Ref.	Invoice#	Invoice	
Mar Travel	4/3/24	48.91	32101	4/3/24	Jones, Shay	40305			4/3/24	
Mar Travel	4/3/24	263.98	32099	4/3/24	Huckstead, Sarah	40305			4/3/24	
Mar Travel	4/3/24	234.50	32096	4/3/24	Feldhake, Sharon	40305			4/3/24	
March Mileage	4/17/24	209.71	32192	4/17/24	Wollerman, Julie	41708			4/17/24	
April Winnie Fuel	4/30/24	51.30	32216	4/30/24	Wex Bank	43002		96504474	4/23/24	
	AP Total	\$808.40	\$808.40							
18.2300.340	Telephone	214.43								

Expenditure Report

Printed: 06/27/2024 2:58:17PM

Regional Office of Education #3

Date Range: 4/1/2024 to 4/30/2024

County Fund 18		
Function	2300	Support Serv General Admn
Object	300	Purchased Services

Account Number	Description	M.T.D. Activity
----------------	-------------	-----------------

Description	Expensed/Received/Posted	Amount	Chk, Rec, Tran	Chk / PO	Vendor Name	Batch#/Po\$	PO# / Misc Ref.	Invoice#	Invoice
Mar Phone	4/3/24	20.00	32098	4/3/24	Hartlieb, Annette	40305			4/3/24
April 2024	4/10/24	62.95	32160	4/10/24	CTT	41004		823882	4/1/24
ROE 4/6-5/5/24	4/15/24	111.48	32174	4/15/24	Sparklight	41501		12595730E	4/15/24
March Phone	4/17/24	20.00	32192	4/17/24	Wolleman, Julie	41708			4/17/24
AP Total		\$214.43	\$214.43						

18.2300.342		Equipment Lease	47.25						
Description	Expensed/Received/Posted	Amount	Chk, Rec, Tran	Chk / PO	Vendor Name	Batch#/Po\$	PO# / Misc Ref.	Invoice#	Invoice
7th Payment Hillsboro/Taylorville	4/10/24	47.25	32164	4/10/24	GreatAmerica Financial Services	41004		36252550	4/1/24
AP Total		\$47.25	\$47.25						

18.2300.380.52		Workers Comp Insurance	0.00						
18.2300.380.54		Unemployment Insurance	352.23						
Description	Expensed/Received/Posted	Amount	Chk, Rec, Tran	Chk / PO	Vendor Name	Batch#/Po\$	PO# / Misc Ref.	Invoice#	Invoice
1st Qtr Unemployment Insurance	4/29/24	352.23	8286	4/29/24	IL Department of Emp Security	42909			4/29/24
AP Total		\$352.23	\$352.23						

300 Purchased Services 1,805.02 -- Object

Supplies And Materials									
18.2300.430		Office Supplies	826.39						
Description	Expensed/Received/Posted	Amount	Chk, Rec, Tran	Chk / PO	Vendor Name	Batch#/Po\$	PO# / Misc Ref.	Invoice#	Invoice
Supt & Central Office Supplies	4/10/24	826.39	32169	4/10/24	Quill Corporation	41004		37844107	3/22/24
AP Total		\$826.39	\$826.39						

400 Supplies And Materials 826.39 -- Object

2300 Support Serv General Admn \$18,276.97 * Function

Operation & Maintenance									
Salaries									
18.2540.110.97		Dean Keller	883.33						
Description	Expensed/Received/Posted	Amount	Chk, Rec, Tran	Chk / PO	Vendor Name	Batch#/Po\$	PO# / Misc Ref.	Invoice#	Invoice
Gross Pay Expense	4/30/24	883.33	7763			29	G1		
JS Total		\$883.33							

100 Salaries 883.33 -- Object

Employee Benefits									
18.2540.213.97		SS/Med - Dean Keller	67.57						

Expenditure Report

Printed: 06/27/2024 2:58:17PM

Regional Office of Education #3

Date Range: 4/1/2024 to 4/30/2024

County Fund 18										
Function 2540 Operation & Maintenance										
Object 200 Employee Benefits										
Account Number	Description	M-T-D								
		Activity								
Description	Expensed/Received/Posted	Amount	Chk,Rec,Tran	Chk / PO	Vendor Name	Batch#/PoS	PO# /Misc Ref.	Invoice#	Invoice	
Fica Match	4/30/24	67.57	7763			29		FR		
	JS Total	\$67.57								
200 Employee Benefits			67.57							-- Object
Purchased Services										
18.2540.380.52	Workers Comp Insurance		0.00							
18.2540.380.54	Unemployment Insurance		22.52							
Description	Expensed/Received/Posted	Amount	Chk,Rec,Tran	Chk / PO	Vendor Name	Batch#/PoS	PO# /Misc Ref.	Invoice#	Invoice	
1st Qtr Unemployment Insurance	4/29/24	22.52	8286	4/29/24	IL Department of Emp Security	42909			4/29/24	
	AP Total	\$22.52	\$22.52							
300 Purchased Services			22.52							-- Object
2540 Operation & Maintenance			\$973.42							* Function
18 County Fund			\$20,538.25							Fund
Report Total:			<u>\$20,538.25</u>							

Regional Office of Education

Budget Report December 1, 2023 - November 30, 2024

Expenses	Budget	December	January	February	March	April	May	June	July	August	September	October	November
Clerical Salaries	\$168,245.00	\$13,865.26	\$13,865.26	\$13,865.26	\$13,865.26	\$13,865.26	\$13,865.26						
Truant Officer Sal	\$13,572.00	\$1,116.07	\$1,116.07	\$1,116.07	\$1,116.07	\$1,116.09	\$1,116.09						
Life Safety Salary	\$10,777.00	\$883.33	\$883.33	\$883.33	\$883.33	\$883.33	\$883.33						
IMRF	\$9,193.00	\$533.34	\$777.53	\$777.53	\$777.53	\$777.53	\$777.53						
Social Security	\$14,733.00	\$1,213.65	\$1,213.65	\$1,213.65	\$1,213.65	\$1,213.65	\$1,213.65						
Unemployment	\$690.00		\$34.03			\$403.21							
Maintenance Equip.	\$1,600.00	\$88.35	\$73.97	\$73.56	\$82.28	\$89.96	\$74.47						
Worker's Comp. Ins.	\$1,156.00												
Bond	\$200.00												
Telephone	\$3,500.00	\$214.50	\$214.50	\$214.50	\$194.50	\$214.43	\$214.43						
Travel/Seminars	\$7,500.00	\$780.77	\$634.85	\$1,176.96	\$730.38	\$808.40	\$1,252.39						
Postage	\$991.00		\$25.52	\$23.00		\$340.00							
Printing/Publishing	\$0.00												
Computer Services	\$0.00												
Dues/Fees	\$1,000.00												
Office Supplies	\$1,500.00		\$554.53	\$84.10	\$34.98	\$826.39							
Equip. Purchases	\$0.00												
Total	\$234,657.00	\$18,695.27	\$19,393.24	\$19,427.96	\$18,897.98	\$20,538.25	\$19,397.15	\$0.00	\$0.00	\$0.00	\$0.00	\$0.00	\$0.00

Total Exp to Date **\$116,349.85**

Total Budget Minus Expenses to Date	\$118,307.15
FY20 Overspent by -540.91	-\$540.91
FY21 Overspent by -807.12	-\$807.12
FY22 Underspent by 180.80	\$180.80
FY22 Under paid by Montgomery County	-\$0.08
FY23 Overpayment by Montgomery County	\$1.00
FY23 Underspent to bring to Zero From Previous Balances	\$1,166.31

Total FY24 Budget Remaining **\$118,307.15**

Expenditure Report

Printed: 06/27/2024 2:53:25PM

Regional Office of Education #3

Date Range: 05/01/2024 to 5/31/2024

County Fund 18		
Function	2110	Affendance & Social Serv
Object	100	Salaries
Account Number	Description	N.T.D. Activity

Attendance & Social Serv

Salaries

18.2110.110.03	Julie Morell	324.42							
Description	Expensed/Received/Posted	Amount	Chk,Rec,Tran	Chk / PO	Vendor Name	Batch#/Po\$	PO# /Misc Ref.	Invoice#	Invoice
Gross Pay Expense	5/31/24	324.42	7859			29	G1		
	JS Total	\$324.42							

18.2110.110.15	Cathy Jones	791.67							
Description	Expensed/Received/Posted	Amount	Chk,Rec,Tran	Chk / PO	Vendor Name	Batch#/Po\$	PO# /Misc Ref.	Invoice#	Invoice
Gross Pay Expense	5/31/24	791.67	7859			29	G1		
	JS Total	\$791.67							

100 Salaries 1,116.09 -- Object

Employee Benefits

18.2110.212.03	IMRF - Julie Morell	16.84							
Description	Expensed/Received/Posted	Amount	Chk,Rec,Tran	Chk / PO	Vendor Name	Batch#/Po\$	PO# /Misc Ref.	Invoice#	Invoice
Imrf Match	5/31/24	16.84	7859			29	RM		
	JS Total	\$16.84							

18.2110.212.15	IMRF - Cathy Jones	41.09							
Description	Expensed/Received/Posted	Amount	Chk,Rec,Tran	Chk / PO	Vendor Name	Batch#/Po\$	PO# /Misc Ref.	Invoice#	Invoice
Imrf Match	5/31/24	41.09	7859			29	RM		
	JS Total	\$41.09							

18.2110.213.03	SS/Med - Julie Morell	24.82							
Description	Expensed/Received/Posted	Amount	Chk,Rec,Tran	Chk / PO	Vendor Name	Batch#/Po\$	PO# /Misc Ref.	Invoice#	Invoice
Fica Match	5/31/24	24.82	7859			29	FR		
	JS Total	\$24.82							

18.2110.213.15	SS/Med - Cathy Jones	60.56							
Description	Expensed/Received/Posted	Amount	Chk,Rec,Tran	Chk / PO	Vendor Name	Batch#/Po\$	PO# /Misc Ref.	Invoice#	Invoice
Fica Match	5/31/24	60.56	7859			29	FR		
	JS Total	\$60.56							

200 Employee Benefits 143.31 -- Object

Purchased Services

18.2110.380.52	Workers Comp Insurance	0.00							
----------------	------------------------	------	--	--	--	--	--	--	--

Expenditure Report

Printed: 06/27/2024 2:53:25PM

Regional Office of Education #3

Date Range: 05/01/2024 to 5/31/2024

County Fund 18										
Function		2110	Attendance & Social Serv							
Object		300	Purchased Services							
Account Number	Description	M.T.D. Activity								
18.2110.380.54	Unemployment Insurance	0.00								
300	Purchased Services	0.00								
2110	Attendance & Social Serv	1,259.40								
Support Serv General Admn										
Salaries										
18.2300.110.01	Jill Wright	0.00								
18.2300.110.02	Dawn Rosborough	2,564.58								
Description	Expensed/Received/Posted	Amount	Chk,Rec,Tran	Chk / PO	Vendor Name	Batch#/Po\$	PO# /Misc Ref.	Invoice#	Invoice	
Gross Pay Expense	5/31/24	2,564.58	7859			29	G1			
	JS Total	\$2,564.58								
18.2300.110.121	Shay Jones	2,453.83								
Description	Expensed/Received/Posted	Amount	Chk,Rec,Tran	Chk / PO	Vendor Name	Batch#/Po\$	PO# /Misc Ref.	Invoice#	Invoice	
Gross Pay Expense	5/31/24	2,453.83	7859			29	G1			
	JS Total	\$2,453.83								
18.2300.110.132	Sarah Lin	0.00								
18.2300.110.143	Sharon Feldhake	2,881.67								
Description	Expensed/Received/Posted	Amount	Chk,Rec,Tran	Chk / PO	Vendor Name	Batch#/Po\$	PO# /Misc Ref.	Invoice#	Invoice	
Gross Pay Expense	5/31/24	2,881.67	7859			29	G1			
	JS Total	\$2,881.67								
18.2300.110.148	Nicole Blodgett	3,235.18								
Description	Expensed/Received/Posted	Amount	Chk,Rec,Tran	Chk / PO	Vendor Name	Batch#/Po\$	PO# /Misc Ref.	Invoice#	Invoice	
Gross Pay Expense	5/31/24	3,235.18	7859			29	G1			
	JS Total	\$3,235.18								
18.2300.110.78	Sarah Huckstead	2,730.00								
Description	Expensed/Received/Posted	Amount	Chk,Rec,Tran	Chk / PO	Vendor Name	Batch#/Po\$	PO# /Misc Ref.	Invoice#	Invoice	
Gross Pay Expense	5/31/24	2,730.00	7859			29	G1			
	JS Total	\$2,730.00								
100	Salaries	13,865.26								
Employee Benefits										
18.2300.212.01	IMRF - Jill Wright	0.00								

** Object

* Function

** Object

Expenditure Report

Printed: 06/27/2024 2:53:25PM

Regional Office of Education #3

Date Range: 05/01/2024 to 5/31/2024

County Fund 18										
Function 2300 Support Serv General Admn										
Object 200 Employee Benefits										
Account Number	Description	M.T.D. Activity								
18.2300.212.02	IMRF - Dawn Rosborough	133.10								
Description	Expensed/Received/Posted	Amount	Chk,Rec,Tran	Chk / PO	Vendor Name	Batch#/Po\$	PO# /Misc Ref.	Invoice#	Invoice	
Imrf Match	5/31/24	133.10	7859			29	RM			
	JS Total	\$133.10								
18.2300.212.121	IMRF - Shay Jones	127.35								
Description	Expensed/Received/Posted	Amount	Chk,Rec,Tran	Chk / PO	Vendor Name	Batch#/Po\$	PO# /Misc Ref.	Invoice#	Invoice	
Imrf Match	5/31/24	127.35	7859			29	RM			
	JS Total	\$127.35								
18.2300.212.132	IMRF - Sarah Lin	0.00								
18.2300.212.143	IMRF - Sharon Feldhake	149.56								
Description	Expensed/Received/Posted	Amount	Chk,Rec,Tran	Chk / PO	Vendor Name	Batch#/Po\$	PO# /Misc Ref.	Invoice#	Invoice	
Imrf Match	5/31/24	149.56	7859			29	RM			
	JS Total	\$149.56								
18.2300.212.148	IMRF - Nicole Blodgett	167.90								
Description	Expensed/Received/Posted	Amount	Chk,Rec,Tran	Chk / PO	Vendor Name	Batch#/Po\$	PO# /Misc Ref.	Invoice#	Invoice	
Imrf Match	5/31/24	167.90	7859			29	RM			
	JS Total	\$167.90								
18.2300.212.78	IMRF - Sarah Huckstead	141.69								
Description	Expensed/Received/Posted	Amount	Chk,Rec,Tran	Chk / PO	Vendor Name	Batch#/Po\$	PO# /Misc Ref.	Invoice#	Invoice	
Imrf Match	5/31/24	141.69	7859			29	RM			
	JS Total	\$141.69								
18.2300.213.01	SS/Med - Jill Wright	0.00								
18.2300.213.02	SS/Med - Dawn Rosborough	196.19								
Description	Expensed/Received/Posted	Amount	Chk,Rec,Tran	Chk / PO	Vendor Name	Batch#/Po\$	PO# /Misc Ref.	Invoice#	Invoice	
Fica Match	5/31/24	196.19	7859			29	FR			
	JS Total	\$196.19								
18.2300.213.121	SS/Med - Shay Jones	187.72								
Description	Expensed/Received/Posted	Amount	Chk,Rec,Tran	Chk / PO	Vendor Name	Batch#/Po\$	PO# /Misc Ref.	Invoice#	Invoice	
Fica Match	5/31/24	187.72	7859			29	FR			
	JS Total	\$187.72								
18.2300.213.132	SS/Med - Sarah Lin	0.00								

Expenditure Report

Printed: 06/27/2024 2:53:25PM

Regional Office of Education #3

Date Range: 05/01/2024 to 5/31/2024

County Fund 18										
Function		2300	Support Serv General Admn							
Object		200	Employee Benefits							
Account Number	Description	M-T-D Activity								
18.2300.213.143	SS/Med - Sharon Feldhake	220.45								
Description	Expensed/Received/Posted	Amount	Chk,Rec,Tran	Chk / PO	Vendor Name	Batch#/Po\$	PO# /Misc Ref.	Invoice#	Invoice	
Fica Match	5/31/24	220.45	7859			29	FR			
	JS Total	\$220.45								
18.2300.213.148	SS/Med - Nicole Blodgett	247.49								
Description	Expensed/Received/Posted	Amount	Chk,Rec,Tran	Chk / PO	Vendor Name	Batch#/Po\$	PO# /Misc Ref.	Invoice#	Invoice	
Fica Match	5/31/24	247.49	7859			29	FR			
	JS Total	\$247.49								
18.2300.213.78	SS/Med - Sarah Huckstead	208.85								
Description	Expensed/Received/Posted	Amount	Chk,Rec,Tran	Chk / PO	Vendor Name	Batch#/Po\$	PO# /Misc Ref.	Invoice#	Invoice	
Fica Match	5/31/24	208.85	7859			29	FR			
	JS Total	\$208.85								
200 Employee Benefits		1,780.30							-- Object	
18.2300.320	Postage	0.00								
18.2300.326	Bond	0.00								
18.2300.327	Dues & Fees	0.00								
18.2300.328	Maintenance Equipment	27.22								
Description	Expensed/Received/Posted	Amount	Chk,Rec,Tran	Chk / PO	Vendor Name	Batch#/Po\$	PO# /Misc Ref.	Invoice#	Invoice	
Mar/April Copies Hillsboro/Taylorville	5/8/24	27.22	32273	5/8/24	GreatAmerica Financial Services	50805		36451170	4/29/24	
	AP Total	\$27.22	\$27.22							
18.2300.332	Travel	1,252.39								
Description	Expensed/Received/Posted	Amount	Chk,Rec,Tran	Chk / PO	Vendor Name	Batch#/Po\$	PO# /Misc Ref.	Invoice#	Invoice	
April Travel	5/8/24	213.05	32299	5/8/24	Wollerman, Julie	50807			5/8/24	
April Travel	5/8/24	295.47	32283	5/8/24	Jones, Shay	50806			5/8/24	
April Travel	5/8/24	318.25	32281	5/8/24	Huckstead, Sarah	50806			5/8/24	
April Travel	5/8/24	281.40	32279	5/8/24	Feldhake, Sharon	50806			5/8/24	
May Winnie Fuel	5/30/24	144.21	32365	5/30/24	Wex Bank	52802		97170871	5/23/24	
	AP Total	\$1,252.39	\$1,252.39							
18.2300.340	Telephone	214.43								
Description	Expensed/Received/Posted	Amount	Chk,Rec,Tran	Chk / PO	Vendor Name	Batch#/Po\$	PO# /Misc Ref.	Invoice#	Invoice	
April Phone	5/8/24	20.00	32299	5/8/24	Wollerman, Julie	50807			5/8/24	
April Phone	5/8/24	20.00	32294	5/8/24	Hartlieb, Annette	50807			5/8/24	

Expenditure Report

Printed: 06/27/2024 2:53:25PM

Regional Office of Education #3

Date Range: 05/01/2024 to 5/31/2024

County Fund 18										
Function		2300 Support Serv General Admn								
Object		300 Purchased Services								
Account Number	Description	M.T.D. Activity								
May 2024		5/8/24	62.95	32272	5/8/24	CTI	50805	835822	5/1/24	
ROE 5/6 - 6/5/24		5/15/24	111.48	32320	5/15/24	Sparklight	51506	125957308	5/15/24	
		AP Total	\$214.43	\$214.43						
18.2300.342		Equipment Lease		47.25						
Description	Expensed/Received/Posted	Amount	Chk,Rec,Tran	Chk / PO	Vendor Name	Batch#/Po\$	PO# /Misc Ref.	Invoice#	Invoice	
8th Payment Hillsboro/Taylorville	5/8/24	47.25	32273	5/8/24	GreatAmerica Financial Services	50805		36451170	4/29/24	
	AP Total	\$47.25	\$47.25							
18.2300.380.52		Workers Comp Insurance		0.00						
18.2300.380.54		Unemployment Insurance		0.00						
<u>300 Purchased Services</u>				1,541.29						
Supplies And Materials										
18.2300.430		Office Supplies		0.00						
<u>400 Supplies And Materials</u>				0.00						
<u>2300 Support Serv General Admn</u>				\$17,186.85						
Operation & Maintenance										
Salaries										
18.2540.110.97		Dean Keller		883.33						
Description	Expensed/Received/Posted	Amount	Chk,Rec,Tran	Chk / PO	Vendor Name	Batch#/Po\$	PO# /Misc Ref.	Invoice#	Invoice	
Gross Pay Expense	5/31/24	883.33	7859			29	G1			
	JS Total	\$883.33								
<u>100 Salaries</u>				883.33						
Employee Benefits										
18.2540.213.97		SS/Med - Dean Keller		67.57						
Description	Expensed/Received/Posted	Amount	Chk,Rec,Tran	Chk / PO	Vendor Name	Batch#/Po\$	PO# /Misc Ref.	Invoice#	Invoice	
Fica Match	5/31/24	67.57	7859			29	FR			
	JS Total	\$67.57								
<u>200 Employee Benefits</u>				67.57						
Purchased Services										
18.2540.380.52		Workers Comp Insurance		0.00						
18.2540.380.54		Unemployment Insurance		0.00						

Expenditure Report

Printed: 06/27/2024 2:53:25PM

Regional Office of Education #3

Date Range: 05/01/2024 to 5/31/2024

County Fund 18			
Function	2540	Operation & Maintenance	
Object	300	Purchased Services	
Account Number	Description	M.T.D. Activity	
<u>300</u>	<u>Purchased Services</u>	0.00	-- Object
<u>2540</u>	<u>Operation & Maintenance</u>	\$950.90	* Function
<u>18</u>	<u>County Fund</u>	\$19,397.15	Fund
Report Total:		<u>\$19,397.15</u>	

14

Rick Robbins
Montgomery County Sheriff
140 North Main St.
Hillsboro, IL 62049

Dispatch: (217) 532-9511
Office Manager: (217) 532-9512

Fax (217) 532-6318
Jail: (217) 532-9514

July 1, 2024

The Montgomery County Sheriff's Office respectfully submits the following report to the Montgomery County Board for the month of June, 2024.

Revenues Generated

Process Service and/or Sales:	\$2,618.00
<u>Bond Fees:</u>	<u>\$472.86</u>
Total:	\$3,090.86

Patrol/Investigation

Law Enforcement Incidents (dispatched by MCSO):

MCSO	548
Other LE Agencies	145

Civil/Criminal Paper Served: 106
Arrest Warrants Served:

MCSO Incidents within City Jurisdictions:

Butler	26	Nokomis	42
Coalton	1	Ohlman	2
Coffeen	26	Panama	12
Donnellson	23	Raymond	32
Farmersville	41	Schram City	0
Fillmore	16	Taylor Springs	26
Harvel	6	Waggoner	5
Hillsboro	119	Walshville	13
Irving	26	Witt	26
Litchfield	106		

Nature of Incident Total Incidents

911 Hang Up Call	7
Abandoned Vehicle	6
Panic / Burglary Alarm	13
Animal Attack/Problem	1
Assist Other Agency	7
Battery	1
Burglary	4
K9 Assist	4
Citizen Contact	4
Disorderly Conduct	11
Domestic Disturbance	20
Other Medical / EMS	2
Fraud	1
Gunshots	0
Found Property	1
Investigation/Case Follow Up	6
Jail Incident	7
Missing Person	4
Motorist Assist	7
Traffic Accident No Injury	20
Traffic Accident with Injuries	7
Traffic Accident Unknown Injury	3
Traffic Accident/Fatal	0
Public Order Disturbance	6
Open Line/Bad Signal	8
Outside Fire	1
Overdose / Poisoning	3
Police Other	39
Prisoner Relay/Transport	22
Property Damage	1
Psychological / Behavioral	10
Recovered Stolen Vehicle	1
Runaway Juvenile	1
Search Warrant	2
Sex Offender Registration	8
Sexual Assault	3
Structure Fire	2
Suspicious Person, Circumstance	22
Theft	19
Theft of Vehicle	1
Harassment/Stalking/Threats	19
Traffic Hazard	11
Traffic Stop	87
Vandalism	4
Violation OP/Stalking No Con	2

Lobby Walk-in	2
Wanted Person	5
Warrant Service	8
Weapon Offense	1
Welfare Check	12

Corrections Division

Number of Detainees:

Males	88
Females	26
Total	114

Average of Daily Detainees: 42.67
Average Length of Stay: 20.90 days

Jail Incidents: 7

Communications Division

Daily Incident Count: 2,308

External Communications Division Contacts:

Animal Control	6	Health Dept.	0
Air Medical	6	IL Dept. of Conservation	0
Coroner	2	IL Dept. of Corrections	0
EMA	1	IL State Police	65
EMS	349	MABAS/Hazmat	1
Fire Departments	146	Probation Dept.	0
Hillsboro PD:	462	Litchfield PD:	638
Nokomis PD:	120		



16

ANDREW AFFRONTI
MONTGOMERY COUNTY
STATE'S ATTORNEY

Brian Bach
Assistant State's Attorney

Clark Johnson
Assistant State's Attorney

July 03, 2024

Montgomery County Courthouse
120 N Main, Room 212
Hillsboro, IL 62049
(217) 532-9551
saoffice@montgomeryco.com

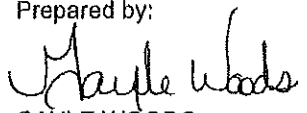
Total Opened Cases for the Month of June

22 Felonies
12 Criminal Misdemeanors
3 Domestic Violence
2 Conservation
4 Driving Under the Influence
19 Major Traffic Violations
181 Traffic

Total Cases Closed for the Month of June

37 Criminal Felonies
11 Criminal Misdemeanor
2 Domestic Violence
3 Conservation
6 Driving Under the Influence
37 Major Traffic Violations
229 Traffic

Prepared by:


GAYLE WOODS
OFFICE ADMINISTRATOR

VETERANS ASSISTANCE COMMISSION
Superintendent Cassandra Hampton
Report for June, 2024
July Meeting, July 1, 2024

1. Monthly activities:

2. Veterans Service / Case Load:

- a. Referrals = 30
- b. Client contacts = 109
- c. Phone contacts = 170

d. Claims paid total =

	Category	Month	YTD
1	Transportation	0	20.00
0	Heating Fuel	0	0
1	Food	0	202.62
0	Utilities	0	0
0	Shelter	0	0
0	Water/Sewer	0	0
	Total	0	222.62

- e. Assistance with forms/applications = 57
- f. New clients Assistance 26
- g. Cell Phones for Soldiers Collected 0

Submitted this 1st day of July, 2024: Cassandra Hampton
 Superintendent